

<https://openai.com/>

請按 Try ChatGPT 進入下一畫面

Creating safe AGI that benefits all of humanity

Learn about OpenAI

|| Pause video

ChatGPT ●

Write a text

asking a friend to be my plus-one at a wedding

Get started

Log in

Sign up

第一次使用，請按 Sign up 進入下一畫面，否則按 Log in

 OpenAI

[Terms of use](#) | [Privacy policy](#)

Welcome back


Email address

l@uuu.com.tw

Continue

Don't have an account? [Sign up](#)

OR

 Continue with Google

 Continue with Microsoft Account

 Continue with Apple

輸入想要全新註冊的 E-mail address
按下 Continue 進入下一畫面

二擇一

若想利用現有帳號以 SSO 方式直接登入，請忽略接下來的三個畫面，直接 Log in

Create your account

L [redacted] @uuu.com.tw [Edit](#)

Password

.....



Your password must contain:

✓ At least 12 characters

Continue

Already have an account? [Log in](#)

輸入欲定義的密碼（至少 12 個字元）後，按下 Continue 進入下一畫面

[Terms of use](#) | [Privacy policy](#)



Verify your email

We sent an email to process@kkc.com.tw.

Click the link inside to get started.

[Resend email](#)

此時會收到一封由 Open AI 寄來的信，如下圖所示

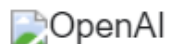


OpenAI <noreply@tm.openai.com>

收件者: 宏庭夫



週一 2023/12/18 上午 11:04



L [redacted]@uuu.com.tw

Verify your email address

To continue setting up your OpenAI account, please verify that this is your email address.

Verify email address

按下 Verify email address 完成註冊

This link will expire in 5 days. If you did not make this request, please disregard this email.
For help, contact us through our [Help center](#).

← 回覆

→ 轉寄

<https://chat.openai.com/>

ChatGPT ●

Write a text

asking a friend to be my plus-one at a wedding

Get started

Log in

Sign up

請按 Log in 進入下一畫面

 OpenAI

[Terms of use](#) | [Privacy policy](#)

Welcome back

Email address

li@uuu.com.tw


Continue

Don't have an account? [Sign up](#)

OR

 Continue with Google

 Continue with Microsoft Account

 Continue with Apple

輸入之前步驟註冊所使用的
E-mail address，按下
Continue 進入下一畫面

二擇一

若想利用現有帳號以 SSO 方
式直接登入，請直接選擇適當
的 Google 或 Apple 帳號進
行登入即可



輸入定義的密碼，按下 Continue 進入下一畫面

Enter your password

| [redacted]@uuu.com.tw [Edit](#)

Password
..... [👁](#)

[Forgot password?](#)

[Continue](#)

Don't have an account? [Sign up](#)



Tell us about you

By clicking "Agree", you agree to our [Terms](#) and have read our [Privacy Policy](#).

Agree

輸入欲顯示的名稱及生日，按下 Agree 進入下一畫面



New chat



ChatGPT 3.5

ChatGPT

Tips for getting started

Ask away

ChatGPT can answer questions, help you learn, write code, brainstorm together, and much more.

Don't share sensitive info

Chat history may be reviewed or used to improve our services. Learn more about your choices in our [Help Center](#).

Check your facts

While we have safeguards, ChatGPT may give you inaccurate information. It's not intended to give advice.

Okay, let's go

按下 Okay, let's go 進入下一畫面



Upgrade plan

Get GPT-4, DALL-E, and more

PR

Message ChatGPT...





New chat



ChatGPT 3.5 ▾



How can I help you today?

順利完成登入後，需開啟新標籤使用 <https://platform.openai.com/api-keys> 網址申請 api-key

Brainstorm incentives
for a customer loyalty program in a small bookstore

Help me pick
a gift for my dad who loves fishing

Design a database schema
for an online merch store

Tell me a fun fact
about the Roman Empire

Message ChatGPT...



Upgrade plan
Get GPT-4, DALL-E, and more

PR

<https://platform.openai.com/api-keys>



Playground

Assistants

Fine-tuning

API keys

Files

Usage

Settings

Documentation

Help

All products

Personal

API keys

Your secret API keys are listed below. Please note that we do not display your secret API keys again after you generate them.

Do not share your API key with others, or expose it in the browser or other client-side code. In order to protect the security of your account, OpenAI may also automatically disable any API key that we've found has leaked publicly.

Verify your phone number to create an API key

Start verification

點選此處進行手機驗證

You currently do not have any API keys

Create one using the button below to get started

+ Create new secret key

Default organization

If you belong to multiple organizations, this setting controls which organization is used by default when making requests with the API keys above.

Personal

Note: You can also specify which organization to use for each API request. See [Authentication](#) to learn more.



API keys

Playground

Assistants

Fine-tuning

API keys

Files

Usage

Settings

Your secret API keys are listed below. Please note that we do not display your secret API keys again after you generate them.

Do not share your API key with others, or expose it in the browser or other client-side code. In order to protect the security of your account, OpenAI may also automatically disable any API key that we've found has leaked publicly.

Verify your phone number to create an API key

Start verification

You currently do not have any API keys

Create one using the button below to

+ Create new secret key

Default organization

If you belong to multiple organizations, you can select which organization to use when making requests with the API key.

Personal

Note: You can also specify which organization to use for each API request. See [Authentication](#) to learn more.

Verify your phone number



+886 3939889

Send code

輸入手機號碼後，按下 Send code，
並使用手機收到之簡訊數字進行手機驗證即可

Assistants

Fine-tuning

API keys

Files

Usage

Settings

after you generate them.

Do not share your API key with others, or expose it in the browser or other client-side code. In order to protect the security of your account, OpenAI may also automatically disable any API key that we've found has leaked publicly.

You currently do not have any API keys

Create one using the button below to get started

+ Create new secret key

Default organization

If you belong to multiple organizations, you can select a default organization when making requests with the API.

Personal

Create new secret key

Name Optional

sgpt

點選 Create new secret key
接著輸入金鑰識別名稱
最後點選 Create secret key

Create secret key



API keys

Playground

Assistants

Fine-tuning

API keys

Files

Usage

Settings

Your secret API keys are listed below. Please note that we do not display your secret API keys again after you generate them.

Do not share your API key with other people, as anyone who has your key can use your account. If your key is found to have leaked publicly, you should immediately delete it and generate a new one.

NAME	KEY
sgpt	sk-...GPLy

+ Create new secret key

Default organization

If you belong to multiple organizations, you can specify which organization you want to use when making requests with the API.

Personal

Note: You can also specify which organization you want to use when making requests with the API.

點選 key 右邊的複製符號圖案
接著務必將金鑰複製存檔
特別注意：按下 Done 之後無法再度存取該金鑰

Create new secret key

Please save this secret key somewhere safe and accessible. For security reasons, you won't be able to view it again through your OpenAI account. If you lose this secret key, you'll need to generate a new one.

sk-u8sS [redacted] GPL



Done

sk-u8sSBURHVhETzZoDda3kT3Blbl

檔案 編輯 檢視

sk-u8sS [redacted] GPLy

本課程若沒有申請 api-key，所有練習皆無法上機實作