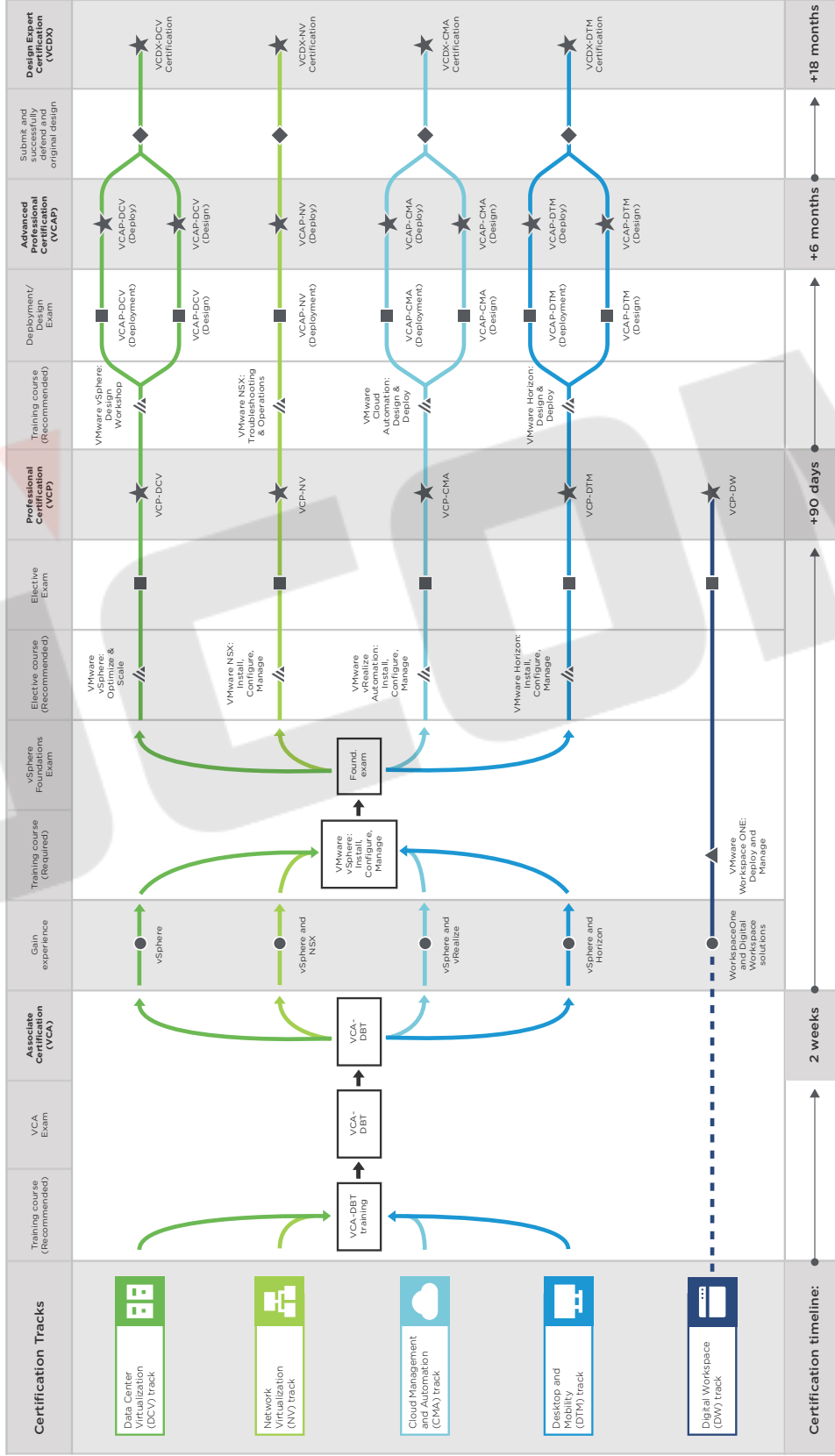


- 資料中心虛擬化
- 雲端運算虛擬化
- 桌面虛擬化
- 網路虛擬化
- Workspace ONE



VMware Certification Tracks



For a list of certification training courses, please visit: [vmware.com/certification](https://www.vmware.com/certification). Click on the certification of your choice for the list of recommended courses.

- Hands-On Experience
- Certification
- Required Training
- Exam (required)
- Recommended Training
- Application and Defense



2020新課



VCP-DCV 2020認證

ICM

VMware vSphere安裝及設定管理課程

VMware vSphere : Install, Configure, Manage [V7]

時數：35小時 | 費用：69,900元 | 點數：20.5點 | 教材：VMware原廠電子教材



適合對象	1. 系統管理員 2. 系統工程師
預備知識	具備Microsoft Windows或Linux作業系統的系統管理經驗
課程目標	<p>This five-day course features intensive hands-on training that focuses on installing, configuring, and managing VMware vSphere® 7, which includes VMware ESXi™ 7 and VMware vCenter Server® 7. This course prepares you to administer a vSphere infrastructure for an organization of any size. This course is the foundation for most of the other VMware technologies in the software-defined data center.</p> <p>課程結束後，您將能夠達成以下目標：</p> <ol style="list-style-type: none"> 1. Describe the software-defined data center (SDDC) 2. Explain the vSphere components and their function in the infrastructure 3. Install and configure ESXi hosts 4. Deploy and configure VMware vCenter® Server Appliance™ 5. Use VMware vSphere® Client™ to manage the vCenter Server inventory and the vCenter Server configuration 6. Manage, monitor, back up, and protect vCenter Server Appliance 7. Create virtual networks with vSphere standard switches 8. Describe the storage technologies supported by vSphere 9. Configure virtual storage using iSCSI and NFS storage 10. Create and manage VMware vSphere® VMFS datastores 11. Use the vSphere Client to create virtual machines, templates, clones, and snapshots 12. Create a content library and deploy virtual machines from templates in the library 13. Manage virtual machine resource use 14. Migrate virtual machines with VMware vSphere® vMotion® and VMware vSphere® Storage vMotion® 15. Create and manage a vSphere cluster that is enabled with VMware vSphere® High Availability and VMware vSphere® Distributed Resource Scheduler™ 17. Discuss solutions for managing the vSphere life cycle 18. Use VMware vSphere® Lifecycle Manager™ to perform upgrades to ESXi hosts and virtual machines
備註事項	<ol style="list-style-type: none"> 1. 此課程可協助您取得下列認證：VMware Certified Professional - Data Center Virtualization 2020 (VCP-DCV 2020) 2. 如要取得VCP-DCV 2020認證，須通過完成兩科考試： 報名課程享有NT\$8,000元，加價參加VCP-DCV 2020認證兩科總復習與兩科考試，內容包含兩天課程總復習及兩科考試(USD375)。 3. 課程優惠方案： 早鳥優惠價：開課前2周完成報名繳費，享有早鳥優惠價NT\$66,405元
後續推薦課程	VSSO：VMware vSphere最佳化及監測

VSSO

VMware vSphere操作技能

VMware vSphere : Skills for Operators [V6.7]

時數：14小時 | 費用：30,600元 | 點數：8點 | 教材：VMware原廠電子教材



適合對象	Technical professionals with system administration skills and operators responsible for managing virtual machines using VMware ESXi™ and vCenter Server.
預備知識	<ul style="list-style-type: none"> • System administration experience on Microsoft, Linux, and Solaris • Understanding of basic network and storage concepts
課程目標	<p>This two-day training course is for operators and administrators who create and manage virtual machines. This course provides you with an understanding of VMware virtual machine features in VMware vSphere® 6.7. By combining lecture and hands-on labs, you gain the skills required to work effectively with VMware virtual machines.</p> <p>課程結束後，您將能達成以下目標：</p> <ol style="list-style-type: none"> 1. Describe virtualization, virtual machines, and vSphere components 2. Describe the concepts of server, network, storage, and desktop virtualization 3. Deploy, configure, clone, and manage virtual machines 4. Use VMware vCenter Server® to monitor virtual machine resource usage 5. Use VMware vSphere® vMotion® and VMware vSphere® Storage vMotion® to migrate virtual machines 6. Use VMware vSphere® Distributed Resource Scheduler™ and VMware vSphere® High Availability to optimize the performance of your vSphere virtual environment
後續推薦課程	ICM：VMware vSphere安裝及設定管理課程

WhatsNew VMware vSphere新增功能 VMware vSphere : What's New [V5.5 to V6.7]	
時數：21小時 費用：46,000元 點數：13.5點 教材：VMware原廠電子教材	
適合對象	System architects, system administrators, IT managers, VMware partners, and individuals responsible for implementing and managing vSphere architectures
預備知識	This course requires completion of one the following courses or equivalent knowledge and administration experience with VMware ESX®/ESXi and vCenter Server : <ul style="list-style-type: none"> • ICM : VMware vSphere安裝及設定管理課程[V5.5 or V6] • VMware vSphere : Fast Track[V5.5 or V6] • VMware vSphere : What's New[V5.5 or V6] • VSTW : VMware vSphere疑難排除實務課程[V5.5 or V6]
課程目標	In this three-day, hands-on training course, you will explore the new features and enhancements in VMware vCenter Server® 6.7 and VMware ESXi™ 6.7. Real-world use case deployment scenarios, hands-on lab exercises, and lectures will teach you the skills that you need to effectively implement and configure VMware vSphere® 6.7 This class is recommended for customers who want to deploy vSphere 6.7 into their existing vSphere environment. 課程結束後，您將能夠達成以下目標： <ol style="list-style-type: none"> 1. List and describe key enhancements in vSphere 6.7 2. Use the user interface of the new VMware vSphere® Client™, the new VMware Host Client™, and the appliance shell of VMware vCenter® Server Appliance™ 3. Add users to the lockdown exception users list and test the lockdown mode 4. Configure virtual machines to check for and install newer versions of VMware Tools™ 5. Upgrade virtual machines to the current hardware 6. Create a multisite content library for synchronizing virtual machine templates, vApps, ISO images, and scripts across vCenter Server instances 7. Enable the VMware vSphere® Authentication Proxy service to automatically add new hosts to the Active Directory domain 8. Configure NFS and iSCSI-backed virtual volumes to provide a common storage platform, independent of the underlying storage hardware 9. Create storage policies and use these policies with virtual machines and virtual volume datastores 10. Work with VMware vSphere® Network I/O Control to create and configure a distributed switch 11. Use VMware vSphere® vMotion® to migrate virtual machines across vCenter Server instances 12. Activate the high availability feature of vCenter Server Appliance 13. Back up vCenter Server Appliance by using a file-based backup solution from the vCenter Server Appliance Management Interface 14. Set up your environment to encrypt and decrypt virtual machines 15. Set up your environment to use encrypted vSphere vMotion to securely migrate encrypted virtual machines 16. Migrate from Windows vCenter Server to vCenter Server Appliance 17. Configure vCenter Server and associated services to use VMware Platform Services Controller™ high availability
後續推薦課程	ICM : VMware vSphere安裝及設定管理課程




VSDW VMware vSphere設計規劃實務課程 VMware vSphere : Design Workshop [V6.5]	
時數：21小時 費用：50,700元 點數：15點 教材：VMware原廠電子教材	
適合對象	Experienced system integrators and consultants responsible for designing and deploying vSphere environments
預備知識	This course requires completion of the following prerequisites : <ul style="list-style-type: none"> • ICM : VMware vSphere安裝及設定管理課程[V6.5] • VSOS : VMware vSphere最佳化及監測[V6.5]
課程目標	This three-day training course equips you with the knowledge, skills, and abilities to design a VMware vSphere® 6.5 virtual infrastructure. You follow a proven approach to design a virtualization solution that is available, scalable, manageable, recoverable, and secure, and that uses VMware best practices. This course discusses the benefits and risks of available design alternatives and provides information to support making sound design decisions. Given a case study, you practice your design skills by working with peers on a design project. 課程結束後，您將能達成以下目標： <ol style="list-style-type: none"> 1. Assess the business and application requirements of the current environment 2. Apply a framework to a design 3. Analyze design choices and best-practice recommendations 4. Create a design that ensures availability, manageability, performance, recoverability, and security 5. Design the core management infrastructure for an enterprise 6. Design the virtual data center for an enterprise 7. Design the compute infrastructure for an enterprise 8. Design the storage and networking infrastructures for an enterprise 9. Design virtual machines to run applications in a vSphere infrastructure 10. Design security, management, and recoverability features for an enterprise
備註事項	此課程可協助您取得下列認證：VMware Certified Advanced Professional - Data Center Virtualization Design 2020 (VCAP-DCV Design 2020)
後續推薦課程	VSTW : VMware vSphere疑難排除實務課程



<h2>VSOS VMware vSphere最佳化及監測</h2> <p>VMware vSphere : Optimize and Scale [V6.7]</p> <p>時數：35小時 費用：84,400元 點數：25點 教材：VMware原廠電子教材</p> 	
適合對象	資深系統管理員、系統工程師和系統整合商
預備知識	<p>參加本課程前必須具備下列其中一項先決條件：</p> <ul style="list-style-type: none"> 了解ICM：VMware vSphere安裝及設定管理課程[V6.7]中介紹的概念 具備使用ESXi和vCenter Server的同等知識與管理經驗
課程目標	<p>This five-day course teaches you advanced skills for configuring and maintaining a highly available and scalable virtual infrastructure. Through a mix of lecture and hands-on labs, you configure and optimize the VMware vSphere® 6.7 features that build a foundation for a truly scalable infrastructure, and you discuss when and where these features have the greatest effect. This course deepens your understanding of vSphere and how its advanced features and controls can benefit your organization.</p> <p>課程結束後，您將能夠達成以下目標：</p> <ol style="list-style-type: none"> 1. Configure and manage vSphere networking and storage for a large and sophisticated enterprise 2. Use VMware vSphere® Client™, VMware vSphere® Web Client, and VMware vSphere® ESXi™ Shell to manage vSphere 3. Create a content library for deploying virtual machines 4. Use VMware vSphere® Auto Deploy™ and host profiles to provision VMware ESXi™ hosts and manage ESXi host compliance 5. Monitor and analyze key performance indicators for compute, storage, and networking resources for ESXi hosts 6. Optimize the performance of ESXi and VMware vCenter Server® 7. Harden the vSphere environment against security threats 8. Encrypt virtual machines for additional security
備註事項	此課程可協助您取得下列認證：VMware Certified Professional - Data Center Virtualization 2020 (VCP-DCV 2020)
後續推薦課程	VSDW：VMware vSphere設計規劃實務課程

<h2>VSTW VMware vSphere疑難排除實務課程</h2> <p>VMware vSphere : Troubleshooting Workshop [V6.7]</p> <p>時數：35小時 費用：84,400元 點數：25點 教材：VMware原廠電子教材</p> 	
適合對象	系統管理員、系統整合人員
預備知識	<p>This course requires completion of one of the following prerequisites：</p> <ul style="list-style-type: none"> • VMware Certified Professional 6.5-Data Center Virtualization(VCP6.5-DCV) • VMware vSphere：Fast Track[V6.5] • ICM：VMware vSphere安裝及設定管理課程[V6.7] • Equivalent knowledge and administration experience with ESXi and vCenter Server <p>Experience in working with a command-line interface is highly recommended, as is completion of VMware vSphere：Optimize and Scale[V6.7].</p>
課程目標	<p>This five-day, hands-on training workshop provides you with the advanced knowledge, skills, and abilities to achieve competence in troubleshooting the VMware vSphere® 6.x environment. This workshop increases your skill and competence in using the command-line interface, VMware vSphere® Client™, VMware vRealize® Log Insight™, and other tools to analyze and solve problems.</p> <p>課程結束後，您將能夠達成以下目標：</p> <ol style="list-style-type: none"> 1. Use vSphere Client, the command-line interface, and logs to diagnose and resolve problems in the vSphere environment 2. Introduce troubleshooting principles and procedures 3. Use VMware vSphere® Command-Line Interface to diagnose and resolve problems in the vSphere environment 4. Troubleshoot networking problems and recover from these problems 5. Analyze storage failure scenarios and resolve the problems 6. Troubleshoot vSphere cluster failure scenarios and analyze possible causes 7. Diagnose common VMware vSphere® High Availability problems and provide solutions 8. Troubleshoot problems related to virtual machine migration(VMware vSphere® vMotion®), and improve resource use(VMware vSphere® Distributed Resource Scheduler™) 9. Troubleshoot VMware vCenter Server® problems 10. Identify VMware ESXi™ host problems, analyze failure scenarios, and correct them 11. Troubleshoot faulty virtual machines, including installation problems, snapshot problems, and connection problems
備註事項	此課程可協助您取得下列認證：VMware Certified Professional - Data Center Virtualization 2020 (VCP-DCV 2020)
後續推薦課程	VSTWAD：VMware vSphere進階疑難排除實務課程

VSTWAD	<h2 style="margin: 0;">VMware vSphere進階疑難排除實務課程</h2> <p style="margin: 0;">VMware vSphere : Advanced Troubleshooting Workshop [V6.7]</p> <p style="margin: 0;">時數：35小時 費用：84,400元 點數：25點 教材：VMware原廠電子教材</p>	
適合對象	1. Senior system administrators, experienced system administrators 2. Senior system integrators, experienced system integrators	
預備知識	This course requires completion of one of the following prerequisites : <ul style="list-style-type: none"> • VMware Certified Professional 6.5-Data Center Virtualization(VCP6.5-DCV) • ICM : VMware vSphere安裝及設定管理課程[V6.7] (with two years production experience) • VSOS : VMware vSphere最佳化及監測[V6.7] • VSTW : VMware vSphere疑難排除實務課程[V6.7] • VMware vSphere : Fast Track [V6.7] • Equivalent knowledge and administration experience with ESXi and vCenter Server Experience in working with a command-line interface is highly recommended, as is completion of VSOS : VMware vSphere最佳化及監測[V6.7]	
課程目標	This five-day, intensive hands-on training workshop provides you with advanced knowledge, skills, and abilities to achieve competence in troubleshooting the VMware vSphere® 6.7 environment. This workshop is aimed at experienced system administrators and introduces methods and skills that use management command-line interfaces (CLIs) and VMware vSphere® Client™. This workshop focuses on investigating and resolving problems, analyzing log files to help you recognize log file entries that identify root causes, and configuring specific key vSphere features. 課程結束後，您將能夠達成以下目標： <ol style="list-style-type: none"> 1. Use the command-line interface, log files, and vSphere Client to diagnose and resolve problems in the vSphere environment 2. Practice Linux commands that aid in the troubleshooting process 3. Analyze vSphere log files and determine the root cause of specific problems 4. Troubleshoot storage problems and apply the appropriate resolution to these problems 5. Troubleshoot and resolve networking problems 6. Troubleshoot virtual machine problems, including migration problems, snapshot problems, and connection problems 7. Identify VMware ESXi™ host and VMware vCenter Server® problems, analyze failure scenarios or misconfigurations, and rectify them 8. Troubleshoot performance problems with vSphere components and apply mitigations 9. Configure and manage the vSphere infrastructure to improve availability and operational stability 	


ADVSPW	<h2 style="margin: 0;">VMware vSphere進階技能專業實務課程</h2> <p style="margin: 0;">VMware Advanced Skills for vSphere Professional Workshop [V6.7]</p> <p style="margin: 0;">時數：35小時 費用：84,400元 點數：25點 教材：VMware原廠電子教材</p>			
適合對象	Experienced system administrators aspiring to pass VCAP 6.7 certification exam			
預備知識	This class requires completion of the following course : <ul style="list-style-type: none"> • ICM : VMware vSphere安裝及設定管理課程[V6.x] Experience with working at the command line is helpful.			
課程目標	This five-day workshop is intended to provide hands-on experience to anyone aspiring to pass the VMware VCAP 6.7 certification exam. This course covers all the exam objectives and provides maximum practical exposure to various vSphere administration and configuration issues. 課程結束後，您將能達成以下目標： <table style="width: 100%; border: none;"> <tr> <td style="vertical-align: top; width: 50%;"> <ol style="list-style-type: none"> 1. Configure and manage Auto Deploy configurations 2. Configure advanced system settings 3. Deploy and configure Core Management Infrastructure components 4. Deploy and configure Update Manager components 5. Perform virtual machine configurations 6. Implement complex storage solutions 7. Deploy and configure VMware vSAN™ 8. Troubleshoot complex storage solutions 9. Implement and manage VMware vSphere® 6.x Standard Switch (vSS) and Distributed Switch (vDS) networks 10. Troubleshoot a vSphere 6.x network implementation 11. Implement and maintain vSphere availability solutions 12. Implement and manage DRS solutions </td> <td style="vertical-align: top; width: 50%;"> <ol style="list-style-type: none"> 13. Troubleshoot vSphere clusters 14. Manage a vSphere environment using command line tools 15. Manage and analyze vSphere log files 16. Configure and manage Content Library 17. Utilize vSphere Performance Monitoring Tools 18. Optimize virtual machine resources 19. Deploy and manage VMware vSphere® Replication™ and VMware vSphere® Data Protection™ 20. Backup and recover vSphere configurations 21. Configure a vSphere 6.x environment for security 22. Manage authentication and end-user security 23. Manage SSL certificates and encryption Keys 24. Secure and encrypt a virtual machine </td> </tr> </table>		<ol style="list-style-type: none"> 1. Configure and manage Auto Deploy configurations 2. Configure advanced system settings 3. Deploy and configure Core Management Infrastructure components 4. Deploy and configure Update Manager components 5. Perform virtual machine configurations 6. Implement complex storage solutions 7. Deploy and configure VMware vSAN™ 8. Troubleshoot complex storage solutions 9. Implement and manage VMware vSphere® 6.x Standard Switch (vSS) and Distributed Switch (vDS) networks 10. Troubleshoot a vSphere 6.x network implementation 11. Implement and maintain vSphere availability solutions 12. Implement and manage DRS solutions 	<ol style="list-style-type: none"> 13. Troubleshoot vSphere clusters 14. Manage a vSphere environment using command line tools 15. Manage and analyze vSphere log files 16. Configure and manage Content Library 17. Utilize vSphere Performance Monitoring Tools 18. Optimize virtual machine resources 19. Deploy and manage VMware vSphere® Replication™ and VMware vSphere® Data Protection™ 20. Backup and recover vSphere configurations 21. Configure a vSphere 6.x environment for security 22. Manage authentication and end-user security 23. Manage SSL certificates and encryption Keys 24. Secure and encrypt a virtual machine
<ol style="list-style-type: none"> 1. Configure and manage Auto Deploy configurations 2. Configure advanced system settings 3. Deploy and configure Core Management Infrastructure components 4. Deploy and configure Update Manager components 5. Perform virtual machine configurations 6. Implement complex storage solutions 7. Deploy and configure VMware vSAN™ 8. Troubleshoot complex storage solutions 9. Implement and manage VMware vSphere® 6.x Standard Switch (vSS) and Distributed Switch (vDS) networks 10. Troubleshoot a vSphere 6.x network implementation 11. Implement and maintain vSphere availability solutions 12. Implement and manage DRS solutions 	<ol style="list-style-type: none"> 13. Troubleshoot vSphere clusters 14. Manage a vSphere environment using command line tools 15. Manage and analyze vSphere log files 16. Configure and manage Content Library 17. Utilize vSphere Performance Monitoring Tools 18. Optimize virtual machine resources 19. Deploy and manage VMware vSphere® Replication™ and VMware vSphere® Data Protection™ 20. Backup and recover vSphere configurations 21. Configure a vSphere 6.x environment for security 22. Manage authentication and end-user security 23. Manage SSL certificates and encryption Keys 24. Secure and encrypt a virtual machine 			
備註事項	此課程可協助您取得下列認證：VMware Certified Advanced Professional - Data Center Virtualization Deploy 2020			
後續推薦課程	NSXICM : VMware NSX安裝及設定管理課程			

VCDICM VMware vCloud Director安裝及設定管理課程	
VMware vCloud Director : Install, Configure, Manage [V9.X] 時數：35小時 費用：69,900元 點數：20.5點 教材：VMware原廠電子教材	
適合對象	Cloud architects, systems engineers, data center administrators, and cloud administrators with experience in a service provider or managed services environment
預備知識	Completion of the following course is required : <ul style="list-style-type: none"> • ICM : VMware vSphere安裝及設定管理課程[V6.x] or equivalent knowledge • Completion of the following eLearning courses is recommended : <ul style="list-style-type: none"> • VMware vCloud Director : Fundamentals[V8.x] • VMware Virtual SAN : Fundamentals[V6.x] • VMware Network Virtualization Fundamentals Substantial knowledge of TCP/IP networking is helpful.
課程目標	In this five-day course, you will focus on installing, configuring, and managing VMware vCloud Director® 9.x for service providers. You will learn about self-service provisioning, the creation of organizations, virtual data centers(VDCs), and catalog services that include predefined virtual machines, and on-demand VMware NSX® networks, as well as the integrated use of VMware vSAN™. This course also covers interfacing vCloud Director with other systems through the use of various APIs and the integration and use of VMware vCloud® Availability for vCloud Director® and VMware vCloud® Director Extender™. 課程結束後，您將能夠達成以下目標： <ol style="list-style-type: none"> 1. Deploy vCloud Director 2. Manage vCloud Director to satisfy service provider needs 3. Create and manage vCloud Director organizations and vApps to satisfy business needs 4. Create and manage vCloud Director catalogs 5. Transfer virtual machine workloads from VMware vSphere® into and out of vCloud Director 6. Configure networking for organizations and vApps with the help of NSX 7. Use NSX to create hybrid cloud connectivity between public clouds and private clouds 8. Discuss various customer onboarding scenarios involving vCloud Director 9. Configure the integration with vCloud Availability for vCloud Director 10. Use vCloud Director Extender for hybrid cloud setup and onboarding
後續推薦課程	NSXICM : VMware NSX安裝及設定管理課程

VCAWSDM VMware Cloud on AWS部署與管理課程	
VMware Cloud on AWS : Deploy and Manage [2019] 時數：21小時 費用：46,000元 點數：13.5點 教材：VMware原廠電子教材	
適合對象	經驗豐富的系統整合商、系統管理員、系統工程師
預備知識	已完成以下課程所具備技術能力 ICM : VMware vSphere安裝及設定管理課程[V6.7] 或擁有vSphere管理的同等經驗 對於vSAN和VMware NSX for vSphere有概觀的了解
課程目標	這門為期三天的課程將教您如何部署和管理VMware Cloud on AWS基礎設施。通過85%的講座和15%的動手實驗，您可以部署和管理由VMware Cloud on AWS和VMware vSphere建置的混合雲基礎架構，也能從中了解這些特性何時何地可發揮最大效益。對於任何計劃遷移建置或混合VMware Cloud on AWS的人均可以從本課程中受益。 課程結束後，您將能夠達成以下目標： <ol style="list-style-type: none"> 1. 描述VMware Cloud on AWS架構 2. 訪問和部署VMware Cloud on AWS SDDC 3. 區分內部部署VMware vSAN和適用於VMware Cloud on AWS的vSAN的差別 4. 配置內部、外部和SDDC間的網路 5. 配置本地vSphere SDDC與VMware Cloud on AWS SDDC之間的連接 6. 描述如何評估VMware Cloud on AWS SDDC合適的大小 7. 配置VMware Cloud on AWS SDDC的擴展和縮小 8. 在本地vSphere SDDC與VMware Cloud on AWS SDDC之間遷移虛擬機 9. 在VMware Cloud on AWS中建立和配置虛擬機 10. 在VMware Cloud on AWS連接並使用其他AWS解決方案 11. 在VMware Cloud on AWS連接並使用其他VMware解決方案 12. 配置VMware Cloud on AWS SDDC的存取和權限 13. 鑑別VMware Cloud on AWS SDDC安全加固的最佳實踐 14. 鑑別VMware Cloud on AWS SDDC維護的最佳實踐 15. 鑑別適用於VMware Cloud on AWS SDDC和本地vSphere SDDC連接時的修補注意事項、要求和最佳實踐 16. 訪問VMware Cloud on AWS的支援、文件和診斷訊息 17. 討論AWS SDDC上VMware Cloud的故障和疑難排除方案
後續推薦課程	NSXICM : VMware NSX安裝及設定管理課程

VRAICM	VMware vRealize Automation安裝及設定管理課程	
	VMware vRealize Automation : Install, Configure, Manage [V7.X] 時數：35小時 費用：76,600元 點數：22.5點 教材：VMware原廠電子教材	
適合對象	負責設計及實作vRealize Automation且經驗豐富的系統管理員和系統整合業者	
預備知識	This course requires completion of one of the following courses : • ICM : VMware vSphere安裝及設定管理課程[V6.5] • VMware vSphere : Fast Track[V6.5] Experience with working at the command line is helpful.	
課程目標	During this five-day course, you will focus on installing, configuring, and managing VMware vRealize® Automation™. You will learn about the configuration and use of the vRealize Automation platform, including self-service provisioning and the creation of catalog services that include predefined virtual machines, software components, and on-demand VMware NSX® networks. This course also covers interfacing vRealize Automation with other systems using VMware vRealize® Orchestrator™ to leverage workflows, creating approval cycles, and managing machine lifecycles to conserve resources. In addition, you will better understand and know how to achieve the benefits of automation as a component of the software-defined data center. 課程結束後，您將能夠達成以下目標： <ol style="list-style-type: none"> 1. Describe the vRealize Automation architecture and use cases 2. Install and configure vRealize Automation 3. Manage vRealize Automation entities on VMware and third-party virtual, cloud, and physical infrastructures 4. Configure and manage catalogs and blueprints 5. Configure and manage business groups and reservations for compute resources on VMware, Microsoft, Amazon, and other platforms 6. Use the self-service portal to request and manage machines in accordance with vRealize Automation approval and governance policies 7. Explain vRealize Automation extensibility and workflows 8. Manage and monitor machines and resource reclamation 	
備註事項	此課程可協助您取得下列認證：VMware Certified Professional - Cloud Management and Automation 2020 (VCP-CMA 2020)	
後續推薦課程	VSTW : VMware vSphere疑難排除實務課程	


VROICM	VMware vRealize Operations安裝及設定管理課程	
	VMware vRealize Operations : Install, Configure, Manage [V7.X] 時數：35小時 費用：76,600元 點數：22.5點 教材：VMware原廠電子教材	
適合對象	負責客製vRealize Operations Manager內容且經驗豐富的系統管理員和系統整合業者及顧問	
預備知識	參加本課程前必須完成下列其中一門課程： <ul style="list-style-type: none"> • ICM : VMware vSphere安裝及設定管理課程[V6.x] • VSOS : VMware vSphere最佳化及監測[V6.x] 或具備vSphere部署的系統管理經驗	
課程目標	This five-day course, designed for experienced VMware vSphere® users, teaches you how to use VMware vRealize® Operations™ as a forensic and predictive tool. Based on VMware ESXi™ 6.7, VMware vCenter Server® 6.7, and vRealize Operations 7.X, this course includes instruction on advanced capabilities, including customization and management. 課程結束後，您將能夠達成以下目標： <ol style="list-style-type: none"> 1. Identify features and benefits of vRealize Operations 2. Deploy vRealize Operations 3. Use interface features to assess and troubleshoot operational issues 4. Recognize how to use vRealize Operations components to build scalability and availability 5. Recognize effective ways to optimize performance and capacity in data centers 6. Troubleshoot and manage issues and configurations using alerts and dashboards 7. Use Endpoint Operations Management to monitor operating systems and applications 8. Create policies to meet the operational needs of your environment 9. Create custom alert definitions, reports, and views 10. Configure widgets for dashboards 11. Configure super metrics 12. Set up users and user groups for controlled access to your environment 13. Extend the capabilities of vRealize Operations by adding management packs and solutions 	
後續推薦課程	VSTW : VMware vSphere疑難排除實務課程	

VHICM VMware Horizon安裝及設定管理課程 	
VMware Horizon 7 : Install, Configure, Manage [V7.X] 時數：35小時 費用：69,900元 點數：20.5點 教材：VMware原廠電子教材	
適合對象	終端客戶公司的IT部門技術人員，以及負責交付遠端或虛擬桌面服務的人員
預備知識	<p>Customers attending this course should have, at a minimum, the following VMware infrastructure skills :</p> <ul style="list-style-type: none"> • Use VMware vSphere® Web Client to view the state of virtual machines, datastores, and networks • Open a virtual machine console on VMware vCenter Server® and access the guest operating system • Create snapshots of virtual machines • Configure guest customization specifications • Modify virtual machine properties • Convert a virtual machine into a template • Deploy a virtual machine from a template <p>Attendees should also have the following Microsoft Windows system administration experience :</p> <ul style="list-style-type: none"> • Configure Active Directory services, including DNS, DHCP, and time synchronization • Restrict users' activities by implementing Group Policy objects • Configure Windows systems to allow Remote Desktop Connections • Build an ODBC connection to an SQL Server database
課程目標	<p>This five-day, hands-on course gives you the skills to deliver virtual desktops and applications through a single virtual desktop infrastructure platform. This course builds your skills in installing, configuring, and managing VMware Horizon® 7 through a combination of lecture and hands-on labs. You will learn how to configure and deploy pools of virtual machines, how to manage access and security of the machines, and how to provide a customized desktop environment to end users.</p> <p>課程結束後，您將能夠達成以下目標：</p> <ol style="list-style-type: none"> 1. Identify VMware Horizon components 2. Install and configure View Connection Server 3. Install and configure virtual desktops 4. Configure and manage VMware Horizon® Client™ systems 5. Configure and manage pools of physical and virtual machines 6. Configure and manage automated pools of full virtual machines 7. Configure and manage pools of linked-clone desktops 8. Configure and manage automated pools of instant clones 9. Configure and manage Remote Desktop Services(RDS) pools of desktops and applications 10. Use Horizon Administrator to configure the VMware Horizon environment 11. Configure secure access to virtual desktops 12. Use VMware User Environment Manager™ to manage user personalization and application configurations 13. Describe steps to deploy profile management 14. Use VMware App Volumes™ to provision and manage applications 15. Manage the performance and scalability of a VMware Horizon deployment
備註事項	此課程可協助您取得下列認證：VMware Certified Professional - Desktop and Mobility 2020 (VCP-DTM 2020)
後續推薦課程	VHTPO：VMware Horizon疑難排除和效能最佳化

VHTPO VMware Horizon疑難排除和效能最佳化 	
VMware Horizon 7 : Troubleshooting and Performance Optimization [V7.X] 時數：35小時 費用：84,400元 點數：25點 教材：VMware原廠電子教材	
適合對象	Experienced system administrators and system integrators responsible for maintaining the View component of VMware Horizon 7.X
預備知識	<p>This class requires understanding the concepts and topics presented in the following courses :</p> <ul style="list-style-type: none"> • Horizon (with View) : Install, Configure, Manage • VMware Data Center Virtualization Fundamentals <p>Experience with working with View is helpful.</p>
課程目標	<p>During this five-day, hands-on training, you will gain the advanced knowledge, skills, methodology, and abilities to achieve competence in troubleshooting the View component of VMware Horizon® 7.X. You will increase your skills and competence in using VMware and third-party tools to analyze and solve problems associated with a View implementation. This lab-intensive course provides you with a comprehensive environment to test your skills at identifying and solving a broad range of issues.</p> <p>課程結束後，您將能夠達成以下目標：</p> <ol style="list-style-type: none"> 1. Use the View Administrator Web Client, log files, and VMware and third-party tools to analyze, diagnose, and troubleshoot problems in a View environment 2. Optimize the display protocol and the virtual desktop to ensure an optimal end-user experience 3. Identify infrastructure problems as they relate to View 4. Discuss View installation problems and best practices
後續推薦課程	VHDW：VMware Horizon設計規劃實務課程


VHDW	VMware Horizon設計規劃實務課程	
	VMware Horizon 7 : Design Workshop [V7.X] 時數：21小時 費用：50,700元 點數：15點 教材：VMware原廠電子教材	
適合對象	負責設計和實作VMware Horizon解決方案且經驗豐富的系統管理員和系統整合員	
預備知識	建議在參加本課程前應已具備下列技能與知識： <ul style="list-style-type: none"> • 虛擬化桌面平台實作經驗 • 了解VHICM：VMware Horizon安裝及設定管理課程[V7]中介紹的概念或具備同等經驗 • 了解VMware Data Center Virtualization Fundamentals課程中介紹的概念 	
課程目標	<p>這門為期三天的課程將呈現設計VMware Horizon解決方案的方法。設計方法包括為了針對用戶端系統、桌面平台選項、VMware vSphere基礎架構與VMware Horizon元件做出正確設計決策，必要收集和分析的資訊和資料類型之建議。在設計流程的每個階段，都會呈現VMware的最佳做法。在本課程中，您會和其他參與者一起為真實的專案設計VMware Horizon解決方案，藉此應用所學的新知識。</p> <p>課程結束後，您將能夠達成以下目標：</p> <ol style="list-style-type: none"> 1. 評估環境的業務和應用程式需求 2. 分析設計選擇，並設計一個符合環境需求的終端使用者運算基礎架構 3. 設計一個符合組織需求並遵循VMware最佳做法的VMware Horizon基礎架構 4. 記錄一個可實作的設計 5. 設計一個全方位的VMware Horizon解決方案 	
備註事項	此課程可協助您取得下列認證：VMware Certified Advanced Professional - Desktop and Mobility Design 2020 (VCAP-DTM Design 2020)	
後續推薦課程	VHTPO：VMware Horizon疑難排除和效能最佳化	

SRM	VMware vCenter Site Recovery Manager-SRM管理及設定	
	VMware vCenter Site Recovery Manager : Install, Configure, Manage [V6.1] 時數：14小時 費用：30,600元 點數：8點 教材：VMware原廠電子教材	
適合對象	負責部署或管理Site Recovery Manager的vSphere管理員、架構設計師、系統工程師和系統整合商	
預備知識	<p>需要先完成以下任一課程：</p> <ul style="list-style-type: none"> • ICM：VMware vSphere安裝及設定管理課程[V6] • VMware vSphere：Fast Track[V6] • WhatsNew：VMware vSphere新增功能[V5.5 to V6] • VSTW：VMware vSphere疑難排除實務課程[V5.5] <p>或具備使用VMware ESXi™和VMware vCenter Server™的同等知識與管理經驗</p>	
課程目標	<p>這門為期兩天的實作訓練課程，能讓有經驗的VMware vSphere管理員具備安裝、設定與管理VMware Site Recovery Manager™ 6.1的知識。本課程也將說明如何撰寫與測試使用Site Recovery Manager的災難復原計畫。</p> <p>課程結束後，您將能夠達成以下目標：</p> <ol style="list-style-type: none"> 1. 簡述Site Recovery Manager架構的元件 2. 安裝Site Recovery Manager軟體 3. 說明與Site Recovery Manager搭配使用的主要災難復原拓撲 4. 設定監視清單和資源對應 5. 說明與Site Recovery Manager搭配使用的儲存複寫選項 6. 說明VMware vSphere® Replication™功能 7. 說明vSphere Replication架構 8. 部署及設定vSphere Replication，以便與Site Recovery Manager搭配使用 9. 依據vSphere Replication建立Site Recovery Manager保護群組 10. 建立、編輯、執行、測試及移除復原計畫 11. 執行預定的移轉 12. 使用Site Recovery Manager和vSphere Replication執行重新保護及容錯回復 	
後續推薦課程	VSTW：VMware vSphere疑難排除實務課程	

VSANDM	VMware vSAN部署與管理課程	
	VMware vSAN : Deploy and Manage [V6.7] 時數：21小時 費用：46,000元 點數：13.5點 教材：VMware原廠電子教材	
適合對象	希望結合使用軟體定義的儲存與vSAN的儲存和虛擬基礎架構管理員	
預備知識	<p>參加本課程前必須具備下列其中一項先決條件：</p> <ul style="list-style-type: none"> • 具備在區塊或檔案儲存裝置上的儲存管理經驗 • 了解ICM：VMware vSphere安裝及設定管理課程[V6.x]中介紹的概念 <p>具備指令行工作經驗將會有所幫助</p>	
課程目標	<p>In this three-day course, you focus on deploying and managing a software-defined storage solution with VMware vSAN™ 6.7. You learn how vSAN functions as an important component in the VMware software-defined data center. You gain practical experience with vSAN concepts through the completion of hands-on lab exercises.</p> <p>課程結束後，您將能夠達成以下目標：</p> <ol style="list-style-type: none"> 1. Describe the vSAN architecture 2. Identify vSAN features and use cases 3. Configure vSAN networking components 4. Configure a vSAN cluster 5. Deploy virtual machines on a vSAN datastore 6. Configure virtual machine storage policies 7. Perform ongoing vSAN management tasks 8. Configure vSAN encryption 9. Control vSAN resynchronization tasks 10. Create and manage nested fault domains 11. Use the vSAN health service to monitor health and performance 12. Configure a stretched cluster and observe failover scenarios 13. Describe vSAN interoperability with VMware vSphere® features and other products 14. Plan and design a vSAN cluster 	
後續推薦課程	VSDW：VMware vSphere設計規劃實務課程	

VSANTW	<h2>VMware vSAN疑難排除實務課程</h2> <p>VMware vSAN : Troubleshooting Workshop [V6.x]</p> <p>時數：14小時 費用：32,000元 點數：8點 教材：VMware原廠電子教材</p>	
適合對象	想為軟體定義的儲存與vSAN執行初步疑難排除的儲存和虛擬基礎架構管理員	
預備知識	參加本課程前需要具備下列其中一項先決條件： <ul style="list-style-type: none"> • 了解ICM：VMware vSphere安裝及設定管理課程[V6.5]中介紹的概念 • 完成VSANDM：VMware vSAN部署與管理課程[V6.6]或具備同等vSAN使用經驗具備Linux指令行介面使用經驗 	
課程目標	在這門為期兩天的課程中，您將會學習為VMware vSAN™ 6.6實作進行疑難排除所需的工具和技能。完成講師引導活動和富有挑戰性的實驗室實作練習後，您將會獲得有關vSAN疑難排除概念的實務經驗。課程結束後，您將能達成以下目標： <ol style="list-style-type: none"> 1. 說明軟體元件 2. 用圖表表示元件之間的關係 3. 說明vSAN物件配置 4. 說明物件狀態之間的差異 5. 說明儲存原則如何影響物件狀態 6. 預測特定的故障問題會對物件狀態造成何種影響 	
後續推薦課程	VHICM：VMware Horizon安裝及設定管理課程	

NSXICM	<h2>VMware NSX安裝及設定管理課程</h2> <p>VMware NSX : Install, Configure, Manage [V6.4]</p> <p>時數：35小時 費用：76,600元 點數：22.5點 教材：VMware原廠電子教材</p>	
適合對象	資深系統或網路管理員	
預備知識	<ul style="list-style-type: none"> • Understanding of enterprise switching and routing • Knowledge of TCP/IP services • Experience with firewalls and firewall rule sets • Understanding of concepts presented in the VMware Data Center Virtualization Fundamentals course • Understanding of the concepts presented in the VMware Introduction to Network Virtualization with NSX course 	
課程目標	This five-day, comprehensive, fast-paced training course presents VMware NSX® as a part of the software-defined data center. You will learn how to use logical switching in NSX to virtualize your switching environment. The course also details logical routing to enable you to dynamically route between different virtual environments. You will also learn how to use gateway services, firewall configurations, and security services to help secure and optimize your NSX environment. Access to a software-defined data center environment is provided through hands-on labs to reinforce the skills and concepts presented in the course. <p>課程結束後，您將能夠達成以下目標：</p> <ol style="list-style-type: none"> 1. Configure and deploy NSX components for management and control 2. Describe basic NSX layer 2 networking 3. Configure, deploy, and use logical switch networks 4. Configure and deploy NSX distributed router appliances to establish east-west connectivity 5. Configure and deploy VMware NSX® Edge™ services gateway appliances to establish north-south connectivity 6. Configure NSX L2 bridging 7. Configure and use all main features of the NSX Edge services gateway 8. Configure NSX Edge firewall rules to restrict network traffic 9. Configure NSX distributed firewall rules to restrict network traffic 10. Configure Service Composer policies 11. Configure an identity-aware firewall 12. Describe NSX data security 13. Use the cross-vCenter NSX feature 	
備註事項	此課程可協助您取得下列認證：VMware Certified Professional - Network Virtualization 2020 (VCP-NV 2020)	
後續推薦課程	NSXDD：VMware NSX設計與部署課程	

NSXDD	VMware NSX設計與部署課程	
	VMware NSX : Design and Deploy [V6.2] 時數：35小時 費用：76,600元 點數：22.5點 教材：VMware原廠電子教材	
適合對象	具備VMware NSX使用經驗以及負責設計或部署虛擬網路架構的網路專業人員	
預備知識	<p>參加本課程前必須先對下列課程中所涵蓋的概念與主題有所了解：</p> <p>NSXICM：VMware NSX安裝及設定管理課程</p> <p>如果您未曾參加課程，則需要具備同等經驗。建議通過VCP6-NV以及VCIX6-NV認證</p>	
課程目標	<p>這門為期五天的課程能讓您了解一般設計流程與架構，以做好準備領導VMware NSX[®]設計與部署專案。您將會探究軟體定義的資料中心整體設計中，網路虛擬化設計與部署的考量重點。</p> <p>課程結束後，您將能夠達成以下目標：</p> <ol style="list-style-type: none"> 1. 了解及套用設計架構 2. 套用設計流程以收集需求、限制、假設及風險 3. 分析既有的實體網路與安全性元件、流程及作業 4. 設計VMware vSphere[®]虛擬資料中心以支援VMware NSX需求 5. 設計實體網路以支援軟體定義的資料中心中的網路虛擬化 6. 設計邏輯網路服務 7. 設計邏輯安全服務 8. 設計資料中心機架解決方案以支援延展性和高可用性 9. 指出提議的解決方案適用的管理、監控和作業工具 10. 分析組織的營運就緒度，並執行技能落差分析 11. 分析替代設計選項以分散風險 	
備註事項	此課程可協助您取得下列認證：VMware Certified Professional - Network Virtualization 2020 (VCP-NV 2020)	
後續推薦課程	CND：EC-Council CND網路防禦專家認證課程	

NSX-TICM	VMware NSX-T安裝及設定管理課程	
	VMware NSX-T Data Center : Install, Configure, Manage [V2.X] 時數：35小時 費用：76,600元 點數：22.5點 教材：VMware原廠電子教材	
適合對象	Experienced system or network administrators	
預備知識	<ul style="list-style-type: none"> • Understanding of enterprise switching and routing • Knowledge of TCP/IP services • Experience with firewalls and firewall rule sets • Understanding of concepts presented in the VMware Data Center Virtualization Fundamentals course • Understanding of concepts presented in the VMware Introduction to Network Virtualization with NSX course 	
課程目標	<p>This five-day course provides comprehensive training on how to administer a VMware NSX-T™ environment. This course covers key VMware NSX[®] features and functionality offered in the NSX-T 2.X release operating across layer 2 through layer 7 of the OSI model. Access to a software-defined data center environment is provided through hands-on labs to reinforce the skills and concepts presented in the course.</p> <p>課程結束後，您將能達成以下目標：</p> <ol style="list-style-type: none"> 1. Understand NSX-T key features and functionality 2. Understand NSX-T architecture and component subsystems 3. Identify the differences between NSX-T and the NSX-V and VMware NSX[®] Multi-Hypervisor™ platforms 4. Deploy and configure overlay layer 2 networks 5. Understand logical routing implementation and architecture enhancements 6. Understand distributed firewall implementation and policy rules 7. Gather relevant information from the NSX platform during troubleshooting scenarios 	
後續推薦課程	NSXICM：VMware NSX安裝及設定管理課程	

WODM VMware Workspace ONE部署與管理課程 	
VMware Workspace ONE : Deploy and Manage [V19.X] 時數：35小時 費用：69,900元 點數：20.5點 教材：VMware原廠電子教材	
適合對象	Workspace ONE管理者、有經驗的行動力與身份管理者、解決方案架構師、解決方案工程師、銷售工程師與顧問
課程目標	<p>In this five-day course, you will configure and secure unified endpoint activation, registration, and authentication. You will learn how to integrate industry-recognized enterprise technologies with VMware Workspace™ ONE™. Through a combination of hands-on labs, simulations, and interactive lectures, you will learn how to configure and manage the endpoint lifecycle. The principles of enterprise mobility, unified endpoint, and identity management are addressed throughout the course. You will leave the training empowered with the foundational skills and knowledge needed to effectively implement Workspace ONE.</p> <p>課程結束後，您將能達成以下目標：</p> <ol style="list-style-type: none"> 1. Identify and describe major components of the Workspace ONE solution 2. Identify and describe the enterprise integration and productivity components 3. Explain the concept of the Digital Workspace and the Digital Workspace experience 4. Identify authentication technologies used in Workspace ONE 5. Navigate the Workspace ONE UEM console and the VMware Identity Manager console 6. Install, configure, and validate integrated components 7. Explain integration of Workspace ONE solution with directory services 8. Create and explain environment group structures 9. Demonstrate end-user Workspace ONE portal configuration 10. Configure Workspace ONE registration and activation 11. Enroll and manage mobile devices and endpoints 12. Provision and secure applications 13. Enable the unified application catalog. 14. Apply single sign-on and multifactor authentication 15. Integrate with virtual desktop infrastructure (VMware Horizon® virtual desktops and applications) 16. Create and implement profiles, authentication policies, and role-based access controls 17. Explain and issue device commands 18. Manage email configurations 19. Integrate with content resources and provision access 20. Explain and analyze reporting and auditing 21. Leverage Workspace ONE Intelligence for advanced reporting and automation 22. Apply general troubleshooting techniques 23. Implement unified endpoint management with Workspace ONE
後續推薦課程	VHICM : VMware Horizon安裝及設定管理課程

PKSICM VMware PKS安裝及設定管理實務課程 	
VMware Enterprise PKS : Install, Configure, Manage [V1.5] 時數：35小時 費用：69,900元 點數：20.5點 教材：VMware原廠電子教材	
適合對象	<ol style="list-style-type: none"> 1. System administrators 2. System engineers
預備知識	<p>This class requires understanding the concepts and topics presented in the following courses :</p> <ul style="list-style-type: none"> • Kubernetes Foundations (or equivalent) • ICM : VMware vSphere安裝及設定管理課程[V6.x] • NSX-TICM : VMware NSX-T安裝及設定管理課程[V2.x] <p>System administration experience with cloud computing concepts and generic Kubernetes knowledge is strongly recommended.</p>
課程目標	<p>This five-day course features intensive hands-on training that focuses on installing, configuring, and managing VMware® Enterprise PKS 1.5 (a purpose-built container solution to operationalize Kubernetes for multicloud enterprises and service providers). VMware Enterprise PKS significantly simplifies the deployment and management of Kubernetes clusters with Day 1 and Day 2 operations support. This course prepares you to install and administer a VMware Enterprise PKS environment for an organization of any size.</p> <p>課程結束後，您將能達成以下目標：</p> <ol style="list-style-type: none"> 1. Explain how the VMware Enterprise PKS platform enables enterprises to deploy and manage the Kubernetes platform as a service on premises 2. Describe the VMware Enterprise PKS platform architecture 3. Describe the preinstallation activities, such as how various topologies of VMware Enterprise PKS can be deployed, and how to meet prerequisites before installing VMware Enterprise PKS 4. Describe how BOSH unifies release engineering, deployment, and lifecycle management of cloud software in a VMware Enterprise PKS platform 5. Describe how the VMware Enterprise PKS Management Console appliance is used to configure and deploy the VMware Enterprise PKS platform components 6. Describe how VMware NSX-T™ Data Center integrates with VMware Enterprise PKS to provide networking and security services for all the components in a VMware Enterprise PKS environment 7. Install, manage, monitor, and troubleshoot a VMware Enterprise PKS environment 8. Use Day 2 operations to create, view, scale, and delete Kubernetes clusters and upgrade VMware Enterprise PKS
後續推薦課程	NSXICM : VMware NSX安裝及設定管理課程