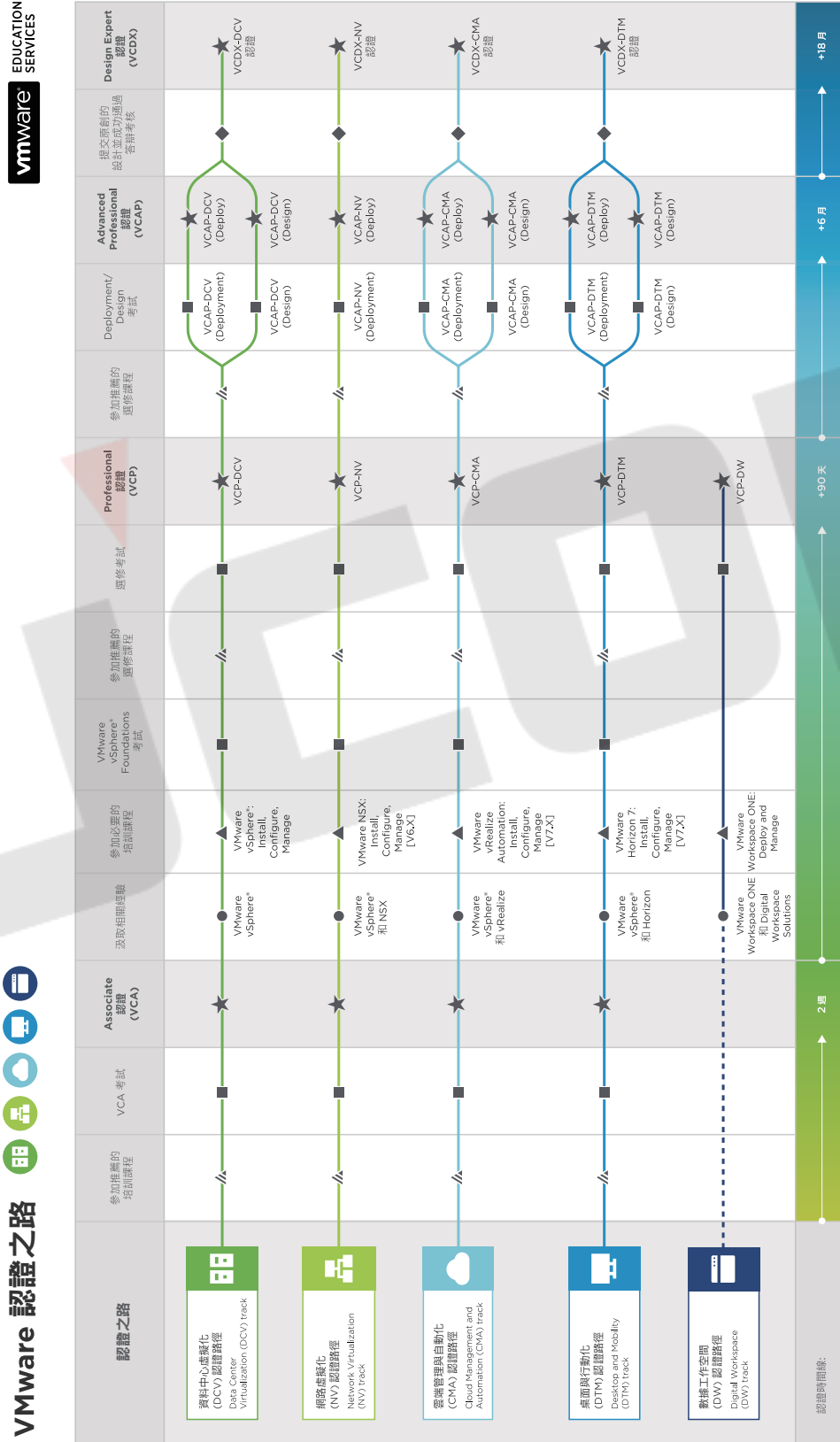


# VMware 課程簡介

☑ 資料中心虛擬化 ☑ 雲端運算虛擬化 ☑ 桌面虛擬化 ☑ 網路虛擬化 ☑ AirWatch ☑ Workspace ONE



瞭解完整的必修培訓課程清單及詳細資訊，請瀏覽 [vmware.com/certification](http://vmware.com/certification) 或發送郵件至 [apleducation@vmware.com](mailto:apleducation@vmware.com)

有關認證要求和考試目標的完整詳細信息，請瀏覽 [vmware.com/certification](http://vmware.com/certification) 或者聯繫您當地的 VMware Education Services 代表。完成任何認證的時間將取決於多個因素而有所不同，包括：產品熟悉程度、課程完成時間和時間/精力。

vmware

© 2018 年



2019新課




VCP6.X-DCV認證

ICM		VMware vSphere安裝及設定管理課程	
		VMware vSphere : Install, Configure, Manage [V6.7]	
		時數：35小時   費用：69,900元   點數：20.5點   教材：VMware原廠電子教材	
適合對象	1. 系統管理員 2. 系統工程師		
預備知識	具備Microsoft Windows或Linux作業系統的系統管理經驗		
課程目標	<p>這門為期五天的課程特別著重於安裝、設定與管理VMware vSphere® 6.7(包括VMware ESXi™6.7與VMware vCenter Server®6.7)的密集實習訓練。本課程可協助您了解如何為任何規模的組織管理vSphere基礎架構。這也是軟體定義的資料中心中其他大多數VMware技術的基礎。</p> <p>課程結束後，您將能夠達成以下目標：</p> <ol style="list-style-type: none"> <li>1. 說明軟體定義的資料中心</li> <li>2. 說明vSphere元件及其在基礎架構中的功能</li> <li>3. 將ESXi主機添加到VMware vCenter® Server Appliance™</li> <li>4. 管理vCenter Server Appliance</li> <li>5. 使用本地內容庫做為ISO存放區，以及部署虛擬機</li> <li>6. 說明vCenter Server架構</li> <li>7. 使用vCenter Server管理ESXi主機</li> <li>8. 使用VMware Host Client™和VMware vSphere® Web Client設定及管理vSphere基礎架構</li> <li>9. 使用vSphere標準交換器說明虛擬網路</li> <li>10. 設定標準交換器原則</li> <li>11. 使用vCenter Server管理各種類型的主機儲存裝置：VMware vSphere® VMFS、NFS、iSCSI及RDM</li> <li>12. 檢驗光纖通道和VMware vSAN™的特性和功能</li> <li>13. 管理虛擬機、範本、複製及快照</li> <li>14. 使用VMware vSphere® vMotion®移轉虛擬機</li> <li>15. 使用VMware vSphere® Storage vMotion®移轉虛擬機儲存裝置</li> <li>16. 監控資源使用情況及管理資源池</li> <li>17. 討論VMware vSphere® High Availability (vSphere HA)叢集架構</li> <li>18. 設定vSphere HA</li> <li>19. 管理vSphere HA和VMware vSphere® Fault Tolerance</li> <li>20. 使用VMware vSphere® Replication™和VMware vSphere® Data Protection™複寫虛擬機及執行資料復原</li> <li>21. 使用VMware vSphere® Distributed Resource Scheduler™叢集提升主機延展性</li> <li>22. 使用VMware vSphere® Update Manager™套用修補程式，並針對ESXi主機、虛擬機及vCenter Server的各項作業進行基本的疑難排解</li> <li>23. 確定故障排除方法，以邏輯診斷故障並提升故障排除效率</li> </ol>		
備註事項	<ol style="list-style-type: none"> <li>1. 如要取得VCP6.X-DCV認證，須通過完成兩科考試： 報名課程享有NT\$8,000元，加價參加VCP6.X-DCV認證兩科總複習與兩科考試，內容包含兩天課程總複習及兩科考試(USD375)。</li> <li>2. 課程優惠方案： 早鳥優惠價：開課前2周完成報名繳費，享有早鳥優惠價NT\$66,405元</li> <li>3. 白天班及假日班課程含供餐服務</li> </ol>		
後續推薦課程	VSOS：VMware vSphere最佳化及監測		



2019新課

VSSO		VMware vSphere操作技能	
		VMware vSphere : Skills for Operators [V6.7]	
		時數：14小時   費用：30,600元   點數：9點   教材：VMware原廠電子教材	
適合對象	Technical professionals with system administration skills and operators responsible for managing virtual machines using VMware ESXi™ and vCenter Server.		
預備知識	<ul style="list-style-type: none"> <li>• System administration experience on Microsoft, Linux, and Solaris</li> <li>• Understanding of basic network and storage concepts</li> </ul>		
課程目標	<p>This two-day training course is for operators and administrators who create and manage virtual machines. This course provides you with an understanding of VMware virtual machine features in VMware vSphere® 6.7. By combining lecture and hands-on labs, you gain the skills required to work effectively with VMware virtual machines.</p> <p>課程結束後，您將能達成以下目標：</p> <ol style="list-style-type: none"> <li>1. Describe virtualization, virtual machines, and vSphere components</li> <li>2. Describe the concepts of server, network, storage, and desktop virtualization</li> <li>3. Deploy, configure, clone, and manage virtual machines</li> <li>4. Use VMware vCenter Server® to monitor virtual machine resource usage</li> <li>5. Use VMware vSphere® vMotion® and VMware vSphere® Storage vMotion® to migrate virtual machines</li> <li>6. Use VMware vSphere® Distributed Resource Scheduler™ and VMware vSphere® High Availability to optimize the performance of your vSphere virtual environment</li> </ol>		
備註事項	白天班及假日班課程含供餐服務		
後續推薦課程	ICM：VMware vSphere安裝及設定管理課程		

WhatsNew	<h2>VMware vSphere新增功能</h2> <p>VMware vSphere : What's New [V5.5 to V6.5]</p> <p>時數：21小時   費用：46,000元   點數：13.5點   教材：VMware原廠電子教材</p>		
適合對象	System architects, system administrators, IT managers, VMware partners, and individuals responsible for implementing and managing vSphere architectures		
預備知識	<p>This course requires completion of one the following courses or equivalent knowledge and administration experience with VMware ESX®/ESXi and vCenter Server :</p> <ul style="list-style-type: none"> <li>• ICM : VMware vSphere安裝及設定管理課程[V5.5 or V6]</li> <li>• VMware vSphere : Fast Track[V5.5 or V6]</li> <li>• VMware vSphere : What's New[V5.5 or V6]</li> <li>• VSTW : VMware vSphere疑難排除實務課程[V5.5 or V6]</li> </ul>		
課程目標	<p>In this three-day, hands-on training course, you will explore the new features and enhancements in VMware vCenter Server® 6.5 and VMware ESXi™ 6.5. Real-world use case deployment scenarios, hands-on lab exercises, and lectures will teach you the skills that you need to effectively implement and configure VMware vSphere® 6.5. This class is recommended for customers who want to deploy vSphere 6.5 into their existing vSphere environment.</p> <p>課程結束後，您將能夠達成以下目標：</p> <ol style="list-style-type: none"> <li>1. List and describe key enhancements in vSphere 6.5</li> <li>2. Use the user interface of the new VMware vSphere® Client™, the new VMware Host Client™, and the appliance shell of VMware vCenter® Server Appliance™</li> <li>3. Add users to the lockdown exception users list and test the lockdown mode</li> <li>4. Configure virtual machines to check for and install newer versions of VMware Tools™</li> <li>5. Upgrade virtual machines to the current hardware</li> <li>6. Create a multisite content library for synchronizing virtual machine templates, vApps, ISO images, and scripts across vCenter Server instances</li> <li>7. Enable the VMware vSphere® Authentication Proxy service to automatically add new hosts to the Active Directory domain</li> <li>8. Configure NFS and iSCSI-backed virtual volumes to provide a common storage platform, independent of the underlying storage hardware</li> <li>9. Create storage policies and use these policies with virtual machines and virtual volume datastores</li> <li>10. Work with VMware vSphere® Network I/O Control to create and configure a distributed switch</li> <li>11. Use VMware vSphere® vMotion® to migrate virtual machines across vCenter Server instances</li> <li>12. Activate the high availability feature of vCenter Server Appliance</li> <li>13. Back up vCenter Server Appliance by using a file-based backup solution from the vCenter Server Appliance Management Interface</li> <li>14. Set up your environment to encrypt and decrypt virtual machines</li> <li>15. Set up your environment to use encrypted vSphere vMotion to securely migrate encrypted virtual machines</li> <li>16. Migrate from Windows vCenter Server to vCenter Server Appliance</li> <li>17. Configure vCenter Server and associated services to use VMware Platform Services Controller™ high availability</li> </ol>		
備註事項	白天班及假日班課程含供餐服務		
後續推薦課程	ICM : VMware vSphere安裝及設定管理課程		

VSDDFT	<h2>VMware vSphere設計與部署密集訓練課程</h2> <p>VMware vSphere : Design and Deploy Fast Track [V6.0]</p> <p>時數：35小時   費用：121,450元   點數：38點   教材：VMware原廠電子教材</p>		
適合對象	資深系統整合商、負責設計和部署vSphere環境的顧問		
預備知識	<p>已完成以下課程所具備技術能力</p> <p>ICM : VMware vSphere安裝及設定管理課程[V6.0]</p> <p>VSOS : VMware vSphere最佳化及監測[V6.0]</p> <p>或擁有vSphere部署方面的同等經驗</p>		
課程目標	<p>本延伸課程可為您提供設計和部署VMware vSphere® 6.0虛擬基礎架構所需具備的知識、技能及能力。您可以遵照經過證實的方法，設計並部署兼具可用性和延展性的虛擬化解決方案，其不僅容易管理、安全無虞，更採用VMware的最佳做法。</p> <p>本課程討論了可用設計替代選擇的優點和風險，並在做出正確設計決策時提供支援資訊。在本課程中，您將與其他學員合作設計專案，藉此練習設計技能。您也將在完成vSphere的設計後部署其元件。</p> <p>本課程係依據VMware ESXi™ 6.0與VMware vCenter Server™ 6.0所設計。</p> <p>課程結束後，您將能夠達成以下目標：</p> <ol style="list-style-type: none"> <li>1. 評估目前環境的業務和應用程式需求</li> <li>2. 了解架構並將其套用於設計中</li> <li>3. 分析設計選項和最佳做法建議</li> <li>4. 為企業設計和部署核心管理基礎架構</li> <li>5. 為企業設計和部署虛擬資料中心</li> <li>6. 為企業設計和部署運算基礎架構</li> <li>7. 為企業設計和部署儲存及網路基礎架構</li> <li>8. 設計和部署虛擬機，以在vSphere基礎架構中執行應用程式</li> <li>9. 為企業設計和部署安全性、管理及復原能力功能</li> </ol>		
備註事項	白天班及假日班課程含供餐服務		
後續推薦課程	VSTW : VMware vSphere疑難排除實務課程		

VSDW

## VMware vSphere設計規劃實務課程

VMware vSphere : Design Workshop [V6.5]

時數：21小時 | 費用：50,700元 | 點數：15點 | 教材：VMware原廠電子教材



適合對象	Experienced system integrators and consultants responsible for designing and deploying vSphere environments
預備知識	This course requires completion of the following prerequisites : <ul style="list-style-type: none"> <li>• ICM : VMware vSphere安裝及設定管理課程[V6.5]</li> <li>• VSOS : VMware vSphere最佳化及監測[V6.5]</li> </ul>
課程目標	This three-day training course equips you with the knowledge, skills, and abilities to design a VMware vSphere® 6.5 virtual infrastructure. You follow a proven approach to design a virtualization solution that is available, scalable, manageable, recoverable, and secure, and that uses VMware best practices. This course discusses the benefits and risks of available design alternatives and provides information to support making sound design decisions. Given a case study, you practice your design skills by working with peers on a design project. 課程結束後，您將能達成以下目標： <ol style="list-style-type: none"> <li>1. Assess the business and application requirements of the current environment</li> <li>2. Apply a framework to a design</li> <li>3. Analyze design choices and best-practice recommendations</li> <li>4. Create a design that ensures availability, manageability, performance, recoverability, and security</li> <li>5. Design the core management infrastructure for an enterprise</li> <li>6. Design the virtual data center for an enterprise</li> <li>7. Design the compute infrastructure for an enterprise</li> <li>8. Design the storage and networking infrastructures for an enterprise</li> <li>9. Design virtual machines to run applications in a vSphere infrastructure</li> <li>10. Design security, management, and recoverability features for an enterprise</li> </ol>
備註事項	<ol style="list-style-type: none"> <li>1. 此課程可協助您取得下列認證：VMware Certified Advanced Professional 6-Data Center Virtualization Design(VCAP6-DCV Design)</li> <li>2. 白天班及假日班課程含供餐服務</li> </ol>
後續推薦課程	VSTW : VMware vSphere疑難排除實務課程

 2019新課

VSOS

## VMware vSphere最佳化及監測

VMware vSphere : Optimize and Scale [V6.7]

時數：35小時 | 費用：84,400元 | 點數：25點 | 教材：VMware原廠電子教材



適合對象	資深系統管理員、系統工程師和系統整合商
預備知識	參加本課程前必須具備下列其中一項先決條件： <ul style="list-style-type: none"> <li>• 了解ICM：VMware vSphere安裝及設定管理課程[V6.7]中介紹的概念</li> <li>• 具備使用ESXi和vCenter Server的同等知識與管理經驗</li> </ul>
課程目標	This five-day course teaches you advanced skills for configuring and maintaining a highly available and scalable virtual infrastructure. Through a mix of lecture and hands-on labs, you configure and optimize the VMware vSphere® 6.7 features that build a foundation for a truly scalable infrastructure, and you discuss when and where these features have the greatest effect. This course deepens your understanding of vSphere and how its advanced features and controls can benefit your organization. 課程結束後，您將能夠達成以下目標： <ol style="list-style-type: none"> <li>1. Configure and manage vSphere networking and storage for a large and sophisticated enterprise</li> <li>2. Use VMware vSphere® Client™, VMware vSphere® Web Client, and VMware vSphere® ESXi™ Shell to manage vSphere</li> <li>3. Create a content library for deploying virtual machines</li> <li>4. Use VMware vSphere® Auto Deploy™ and host profiles to provision VMware ESXi™ hosts and manage ESXi host compliance</li> <li>5. Monitor and analyze key performance indicators for compute, storage, and networking resources for ESXi hosts</li> <li>6. Optimize the performance of ESXi and VMware vCenter Server®</li> <li>7. Harden the vSphere environment against security threats</li> <li>8. Encrypt virtual machines for additional security</li> </ol>
備註事項	<ol style="list-style-type: none"> <li>1. 此課程可協助您取得下列認證：VMware Certified Professional 6.5-Data Center Virtualization(VCP6.5-DCV)</li> <li>2. 白天班及假日班課程含供餐服務</li> </ol>
後續推薦課程	VSDW : VMware vSphere設計規劃實務課程

2019新課

VSTW

## VMware vSphere疑難排除實務課程

VMware vSphere : Troubleshooting Workshop [V6.7]

時數：35小時 | 費用：84,400元 | 點數：25點 | 教材：VMware原廠電子教材



適合對象	系統管理員、系統整合人員
預備知識	<p>This course requires completion of one of the following prerequisites :</p> <ul style="list-style-type: none"> <li>• VMware Certified Professional 6.5-Data Center Virtualization(VCP6.5-DCV)</li> <li>• VMware vSphere : Fast Track[V6.5]</li> <li>• ICM : VMware vSphere安裝及設定管理課程[V6.7]</li> <li>• Equivalent knowledge and administration experience with ESXi and vCenter Server</li> </ul> <p>Experience in working with a command-line interface is highly recommended, as is completion of VMware vSphere : Optimize and Scale[V6.7].</p>
課程目標	<p>This five-day, hands-on training workshop provides you with the advanced knowledge, skills, and abilities to achieve competence in troubleshooting the VMware vSphere® 6.x environment. This workshop increases your skill and competence in using the command-line interface, VMware vSphere® Client™, VMware vRealize® Log Insight™, and other tools to analyze and solve problems.</p> <p>課程結束後，您將能夠達成以下目標：</p> <ol style="list-style-type: none"> <li>1. Use vSphere Client, the command-line interface, and logs to diagnose and resolve problems in the vSphere environment</li> <li>2. Introduce troubleshooting principles and procedures</li> <li>3. Use VMware vSphere® Command-Line Interface to diagnose and resolve problems in the vSphere environment</li> <li>4. Troubleshoot networking problems and recover from these problems</li> <li>5. Analyze storage failure scenarios and resolve the problems</li> <li>6. Troubleshoot vSphere cluster failure scenarios and analyze possible causes</li> <li>7. Diagnose common VMware vSphere® High Availability problems and provide solutions</li> <li>8. Troubleshoot problems related to virtual machine migration(VMware vSphere® vMotion®), and improve resource use(VMware vSphere® Distributed Resource Scheduler™)</li> <li>9. Troubleshoot VMware vCenter Server® problems</li> <li>10. Identify VMware ESXi™ host problems, analyze failure scenarios, and correct them</li> <li>11. Troubleshoot faulty virtual machines, including installation problems, snapshot problems, and connection problems</li> </ol>
備註事項	<ol style="list-style-type: none"> <li>1. 此課程可協助您取得下列認證：VMware Certified Professional 6.5-Data Center Virtualization(VCP6.5-DCV)</li> <li>2. 白天班及假日班課程含供餐服務</li> </ol>
後續推薦課程	CND : EC-Council CND網路防禦專家認證課程

2019新課

VCDICM

## VMware vCloud Director安裝及設定管理課程

VMware vCloud Director : Install, Configure, Manage [V9.X]

時數：35小時 | 費用：69,900元 | 點數：20.5點 | 教材：VMware原廠電子教材



適合對象	Cloud architects, systems engineers, data center administrators, and cloud administrators with experience in a service provider or managed services environment
預備知識	<p>Completion of the following course is required :</p> <ul style="list-style-type: none"> <li>• ICM : VMware vSphere安裝及設定管理課程[V6.x] or equivalent knowledge</li> </ul> <p>Completion of the following eLearning courses is recommended :</p> <ul style="list-style-type: none"> <li>• VMware vCloud Director : Fundamentals[V8.x]</li> <li>• VMware Virtual SAN : Fundamentals[V6.x]</li> <li>• VMware Network Virtualization Fundamentals</li> </ul> <p>Substantial knowledge of TCP/IP networking is helpful.</p>
課程目標	<p>In this five-day course, you will focus on installing, configuring, and managing VMware vCloud Director® 9.x for service providers. You will learn about self-service provisioning, the creation of organizations, virtual data centers(VDCs), and catalog services that include predefined virtual machines, and on-demand VMware NSX® networks, as well as the integrated use of VMware vSAN™. This course also covers interfacing vCloud Director with other systems through the use of various APIs and the integration and use of VMware vCloud® Availability for vCloud Director® and VMware vCloud® Director Extender™.</p> <p>課程結束後，您將能夠達成以下目標：</p> <ol style="list-style-type: none"> <li>1. Deploy vCloud Director</li> <li>2. Manage vCloud Director to satisfy service provider needs</li> <li>3. Create and manage vCloud Director organizations and vApps to satisfy business needs</li> <li>4. Create and manage vCloud Director catalogs</li> <li>5. Transfer virtual machine workloads from VMware vSphere® into and out of vCloud Director</li> <li>6. Configure networking for organizations and vApps with the help of NSX</li> <li>7. Use NSX to create hybrid cloud connectivity between public clouds and private clouds</li> <li>8. Discuss various customer onboarding scenarios involving vCloud Director</li> <li>9. Configure the integration with vCloud Availability for vCloud Director</li> <li>10. Use vCloud Director Extender for hybrid cloud setup and onboarding</li> </ol>
備註事項	白天班及假日班課程含供餐服務
後續推薦課程	NSXICM : VMware NSX安裝及設定管理課程



 2019新課

 <b>VMware vRealize Automation安裝及設定管理課程</b> 	
VMware vRealize Automation : Install, Configure, Manage [V7.3] 時數：35小時   費用：76,600元   點數：22.5點   教材：VMware原廠電子教材	
適合對象	負責設計及實作vRealize Automation且經驗豐富的系統管理員和系統整合業者
預備知識	This course requires completion of one of the following courses : <ul style="list-style-type: none"> <li>• ICM : VMware vSphere安裝及設定管理課程[V6.5]</li> <li>• VMware vSphere : Fast Track[V6.5]</li> </ul> Experience with working at the command line is helpful.
課程目標	During this five-day course, you will focus on installing, configuring, and managing VMware vRealize® Automation™. You will learn about the configuration and use of the vRealize Automation platform, including self-service provisioning and the creation of catalog services that include predefined virtual machines, software components, and on-demand VMware NSX® networks. This course also covers interfacing vRealize Automation with other systems using VMware vRealize® Orchestrator™ to leverage workflows, creating approval cycles, and managing machine lifecycles to conserve resources. In addition, you will better understand and know how to achieve the benefits of automation as a component of the software-defined data center. 課程結束後·您將能夠達成以下目標： <ol style="list-style-type: none"> <li>1. Describe the vRealize Automation architecture and use cases</li> <li>2. Install and configure vRealize Automation</li> <li>3. Manage vRealize Automation entities on VMware and third-party virtual, cloud, and physical infrastructures</li> <li>4. Configure and manage catalogs and blueprints</li> <li>5. Configure and manage business groups and reservations for compute resources on VMware, Microsoft, Amazon, and other platforms</li> <li>6. Use the self-service portal to request and manage machines in accordance with vRealize Automation approval and governance policies</li> <li>7. Explain vRealize Automation extensibility and workflows</li> <li>8. Manage and monitor machines and resource reclamation</li> </ol>
備註事項	1. 此課程可協助您取得下列認證：VMware Certified Professional 7-Cloud Management and Automation(VCP7-CMA) 2. 白天班及假日班課程含供餐服務
後續推薦課程	VSTW : VMware vSphere疑難排除實務課程

 2019新課

 <b>VMware vRealize Operations安裝及設定管理課程</b> 	
VMware vRealize Operations : Install, Configure, Manage [V6.6] 時數：35小時   費用：76,600元   點數：22.5點   教材：VMware原廠電子教材	
適合對象	負責客製vRealize Operations Manager內容且經驗豐富的系統管理員和系統整合業者及顧問
預備知識	參加本課程前必須完成下列其中一門課程： <ul style="list-style-type: none"> <li>• ICM : VMware vSphere安裝及設定管理課程[V6.5]</li> <li>• VSOS : VMware vSphere最佳化及監測[V6.5]</li> </ul> 或具備vSphere部署的系統管理經驗
課程目標	This five-day course, designed for experienced VMware vSphere® users, teaches you how to use VMware vRealize® Operations™ as a forensic and predictive tool. Based on VMware ESXi™ 6.5, VMware vCenter Server® 6.5, and vRealize Operations 6.6, this course includes instruction on advanced capabilities, including customization and management. 課程結束後·您將能夠達成以下目標： <ol style="list-style-type: none"> <li>1. Navigate the vRealize Operations user interface</li> <li>2. Use alerts and analysis badges to troubleshoot common and complex vSphere operational issues</li> <li>3. Monitor capacity risk and infrastructure utilization</li> <li>4. Perform capacity planning and what-if analyses</li> <li>5. Use workload placement to rebalance workloads</li> <li>6. Configure policies to meet the operational needs of the environment</li> <li>7. Customize vRealize Operations by creating alert definitions, symptom definitions, views, reports, dashboards, and super metrics</li> <li>8. Give users and user groups controlled access to the environment</li> <li>9. Monitor operating systems and applications</li> <li>10. Extend capabilities of vRealize Operations by adding management packs and solutions</li> <li>11. Scale a vRealize Operations deployment and make it highly available</li> <li>12. Install and configure vRealize Operations</li> <li>13. Monitor and maintain a vRealize Operations deployment</li> </ol>
備註事項	白天班及假日班課程含供餐服務
後續推薦課程	VSTW : VMware vSphere疑難排除實務課程



2019新課

# VHICM

## VMware Horizon安裝及設定管理課程

VMware Horizon 7 : Install, Configure, Manage [V7.3]

時數：35小時 | 費用：69,900元 | 點數：20.5點 | 教材：VMware原廠電子教材



適合對象	終端客戶公司的IT部門技術人員，以及負責交付遠端或虛擬桌面服務的人員
預備知識	<p>Customers attending this course should have, at a minimum, the following VMware infrastructure skills :</p> <ul style="list-style-type: none"> <li>• Use VMware vSphere® Web Client to view the state of virtual machines, datastores, and networks</li> <li>• Open a virtual machine console on VMware vCenter Server® and access the guest operating system</li> <li>• Create snapshots of virtual machines</li> <li>• Configure guest customization specifications</li> <li>• Modify virtual machine properties</li> <li>• Convert a virtual machine into a template</li> <li>• Deploy a virtual machine from a template</li> </ul> <p>Attendees should also have the following Microsoft Windows system administration experience :</p> <ul style="list-style-type: none"> <li>• Configure Active Directory services, including DNS, DHCP, and time synchronization</li> <li>• Restrict users' activities by implementing Group Policy objects</li> <li>• Configure Windows systems to allow Remote Desktop Connections</li> <li>• Build an ODBC connection to an SQL Server database</li> </ul>
課程目標	<p>This five-day, hands-on course gives you the skills to deliver virtual desktops and applications through a single virtual desktop infrastructure platform. This course builds your skills in installing, configuring, and managing VMware Horizon® 7 through a combination of lecture and hands-on labs. You will learn how to configure and deploy pools of virtual machines, how to manage access and security of the machines, and how to provide a customized desktop environment to end users.</p> <p>課程結束後，您將能夠達成以下目標：</p> <ol style="list-style-type: none"> <li>1. Identify VMware Horizon components</li> <li>2. Install and configure View Connection Server</li> <li>3. Install and configure virtual desktops</li> <li>4. Configure and manage VMware Horizon® Client™ systems</li> <li>5. Configure and manage pools of physical and virtual machines</li> <li>6. Configure and manage automated pools of full virtual machines</li> <li>7. Configure and manage pools of linked-clone desktops</li> <li>8. Configure and manage automated pools of instant clones</li> <li>9. Configure and manage Remote Desktop Services(RDS) pools of desktops and applications</li> <li>10. Use Horizon Administrator to configure the VMware Horizon environment</li> <li>11. Configure secure access to virtual desktops</li> <li>12. Use VMware User Environment Manager™ to manage user personalization and application configurations</li> <li>13. Describe steps to deploy profile management</li> <li>14. Use VMware App Volumes™ to provision and manage applications</li> <li>15. Manage the performance and scalability of a VMware Horizon deployment</li> </ol>
備註事項	<ol style="list-style-type: none"> <li>1. 此課程可協助您取得下列認證：VMware Certified Professional 7-Desktop and Mobility(VCP7-DTM)</li> <li>2. 白天班及假日班課程含供餐服務</li> </ol>
後續推薦課程	VHTPO：VMware Horizon疑難排除和效能最佳化

# VHTPO

## VMware Horizon疑難排除和效能最佳化

VMware Horizon 7 : Troubleshooting and Performance Optimization [V7]

時數：35小時 | 費用：84,400元 | 點數：25點 | 教材：VMware原廠電子教材



適合對象	Experienced system administrators and system integrators responsible for maintaining the View component of VMware Horizon 7
預備知識	<p>This class requires understanding the concepts and topics presented in the following courses :</p> <ul style="list-style-type: none"> <li>• Horizon (with View) : Install, Configure, Manage</li> <li>• VMware Data Center Virtualization Fundamentals</li> </ul> <p>Experience with working with View is helpful</p>
課程目標	<p>During this five-day, hands-on training, you will gain the advanced knowledge, skills, methodology, and abilities to achieve competence in troubleshooting the View component of VMware Horizon® 7. You will increase your skills and competence in using VMware and third-party tools to analyze and solve problems associated with a View implementation. This lab-intensive course provides you with a comprehensive environment to test your skills at identifying and solving a broad range of issues.</p> <p>課程結束後，您將能夠達成以下目標：</p> <ol style="list-style-type: none"> <li>1. Use the View Administrator Web Client, log files, and VMware and third-party tools to analyze, diagnose, and troubleshoot problems in a View environment</li> <li>2. Optimize the display protocol and the virtual desktop to ensure an optimal end-user experience</li> <li>3. Identify infrastructure problems as they relate to View</li> <li>4. Discuss View installation problems and best practices</li> </ol>
備註事項	白天班及假日班課程含供餐服務
後續推薦課程	VHDW：VMware Horizon設計規劃實務課程



2019新課

VHDW

## VMware Horizon設計規劃實務課程

VMware Horizon 7 : Design Workshop[V7]

時數：21小時 | 費用：50,700元 | 點數：15點 | 教材：VMware原廠電子教材



適合對象	負責設計和實作VMware Horizon解決方案且經驗豐富的系統管理員和系統整合員
預備知識	建議在參加本課程前應已具備下列技能與知識： <ul style="list-style-type: none"> <li>• 虛擬化桌面平台實作經驗</li> <li>• 了解VHICM：VMware Horizon安裝及設定管理課程[V7]課程中介紹的概念或具備同等經驗</li> <li>• 了解VMware Data Center Virtualization Fundamentals課程中介紹的概念</li> </ul>
課程目標	這門為期三天的課程將呈現設計VMware Horizon解決方案的方法。設計方法包括為了針對用戶端系統、桌面平台選項、VMware vSphere基礎架構與VMware Horizon元件做出正確設計決策，必要收集和分析的資訊和資料類型之建議。在設計流程的每個階段，都會呈現VMware的最佳做法。在本課程中，您會和其他參與者一起為真實的專案設計VMware Horizon解決方案，藉此應用所學的新知識。課程結束後，您將能夠達成以下目標： <ol style="list-style-type: none"> <li>1. 評估環境的業務和應用程式需求</li> <li>2. 分析設計選擇，並設計一個符合環境需求的終端使用者運算基礎架構</li> <li>3. 設計一個符合組織需求並遵循VMware最佳做法的VMware Horizon基礎架構</li> <li>4. 記錄一個可實作的設計</li> <li>5. 設計一個全方位的VMware Horizon解決方案</li> </ol>
備註事項	<ol style="list-style-type: none"> <li>1. 此課程可協助您取得下列認證：VMware Certified Advanced Professional-Desktop and Mobility Design(VCAP7-DTM Design)</li> <li>2. 白天班及假日班課程含供餐服務</li> </ol>
後續推薦課程	VHTPO：VMware Horizon疑難排除和效能最佳化

SRM

## VMware vCenter Site Recovery Manager-SRM管理及設定

VMware vCenter Site Recovery Manager : Install, Configure, Manage [V6.1]

時數：14小時 | 費用：30,600元 | 點數：9點 | 教材：VMware原廠電子教材



適合對象	負責部署或管理Site Recovery Manager的vSphere管理員、架構設計師、系統工程師和系統整合商
預備知識	需要先完成以下任一課程： <ul style="list-style-type: none"> <li>• ICM：VMware vSphere安裝及設定管理課程[V6]</li> <li>• VMware vSphere：Fast Track[V6]</li> <li>• WhatsNew：VMware vSphere新增功能[V5.5 to V6]</li> <li>• VSTW：VMware vSphere疑難排除實務課程[V5.5]</li> </ul> 或具備使用VMware ESXi™和VMware vCenter Server™的同等知識與管理經驗
課程目標	這門為期兩天的實作訓練課程，能讓有經驗的VMware vSphere管理員具備安裝、設定與管理VMware Site Recovery Manager™ 6.1的知識。本課程也將說明如何撰寫與測試使用Site Recovery Manager的災難復原計畫。課程結束後，您將能夠達成以下目標： <ol style="list-style-type: none"> <li>1. 簡述Site Recovery Manager架構的元件</li> <li>2. 安裝Site Recovery Manager軟體</li> <li>3. 說明與Site Recovery Manager搭配使用的主要災難復原拓撲</li> <li>4. 設定監視清單和資源對應</li> <li>5. 說明與Site Recovery Manager搭配使用的儲存複寫選項</li> <li>6. 說明VMware vSphere® Replication™功能</li> <li>7. 說明vSphere Replication架構</li> <li>8. 部署及設定vSphere Replication，以便與Site Recovery Manager搭配使用</li> <li>9. 依據vSphere Replication建立Site Recovery Manager保護群組</li> <li>10. 建立、編輯、執行、測試及移除復原計畫</li> <li>11. 執行預定的移轉</li> <li>12. 使用Site Recovery Manager和vSphere Replication執行重新保護及容錯回復</li> </ol>
備註事項	白天班及假日班課程含供餐服務
後續推薦課程	VSTW：VMware vSphere疑難排除實務課程



 2019新課

## VSANDM VMware vSAN部署與管理課程

VMware vSAN : Deploy and Manage [V6.X]

時數：21小時 | 費用：46,000元 | 點數：13.5點 | 教材：VMware原廠電子教材



適合對象	希望結合使用軟體定義的儲存與vSAN的儲存和虛擬基礎架構管理員
預備知識	參加本課程前必須具備下列其中一項先決條件： <ul style="list-style-type: none"> <li>• 具備在區塊或檔案儲存裝置上的儲存管理經驗</li> <li>• 了解ICM：VMware vSphere安裝及設定管理課程[V6.5]中介紹的概念</li> </ul> 具備指令行工作經驗將會有所幫助
課程目標	In this three-day course, you will focus on deploying and managing a software-defined storage solution with VMware vSAN™ 6.6. You will learn how vSAN functions as an important component in the VMware software-defined data center. You will gain practical experience with vSAN concepts through the completion of hands-on lab exercises. 課程結束後，您將能夠達成以下目標： 1. Describe the vSAN architecture 2. Identify vSAN features and use cases 3. Configure vSAN networking components 4. Configure a vSAN cluster 5. Deploy virtual machines on a vSAN datastore 6. Configure virtual machine storage policies 7. Perform ongoing vSAN management tasks 8. Outline the tasks for upgrading to vSAN 6.6 9. Configure vSAN encryption 10. Control vSAN resynchronization tasks 11. Create and manage nested fault domains 12. Use the vSAN health service to monitor health and performance 13. Configure a stretched cluster and observe failover scenarios 14. Describe vSAN interoperability with VMware vSphere® features and other products 15. Plan and design a vSAN cluster
備註事項	白天班及假日班課程含供餐服務
後續推薦課程	VSDW：VMware vSphere設計規劃實務課程

 2019新課

## NSXICM VMware NSX安裝及設定管理課程

VMware NSX : Install, Configure, Manage [V6.4]

時數：35小時 | 費用：76,600元 | 點數：22.5點 | 教材：VMware原廠電子教材



適合對象	資深系統或網路管理員
預備知識	<ul style="list-style-type: none"> <li>• Understanding of enterprise switching and routing</li> <li>• Knowledge of TCP/IP services</li> <li>• Experience with firewalls and firewall rule sets</li> <li>• Understanding of concepts presented in the VMware Data Center Virtualization Fundamentals course</li> <li>• Understanding of the concepts presented in the VMware Introduction to Network Virtualization with NSX course</li> </ul>
課程目標	This five-day, comprehensive, fast-paced training course presents VMware NSX® as a part of the software-defined data center. You will learn how to use logical switching in NSX to virtualize your switching environment. The course also details logical routing to enable you to dynamically route between different virtual environments. You will also learn how to use gateway services, firewall configurations, and security services to help secure and optimize your NSX environment. Access to a software-defined data center environment is provided through hands-on labs to reinforce the skills and concepts presented in the course. 課程結束後，您將能夠達成以下目標： 1. Configure and deploy NSX components for management and control 2. Describe basic NSX layer 2 networking 3. Configure, deploy, and use logical switch networks 4. Configure and deploy NSX distributed router appliances to establish east-west connectivity 5. Configure and deploy VMware NSX® Edge™ services gateway appliances to establish north-south connectivity 6. Configure NSX L2 bridging 7. Configure and use all main features of the NSX Edge services gateway 8. Configure NSX Edge firewall rules to restrict network traffic 9. Configure NSX distributed firewall rules to restrict network traffic 10. Configure Service Composer policies 11. Configure an identity-aware firewall 12. Describe NSX data security 13. Use the cross-vCenter NSX feature
備註事項	1. 此課程可協助您取得下列認證：VMware Certified Professional 6-Network Virtualization(VCP6-NV) 2. 白天班及假日班課程含供餐服務
後續推薦課程	NSXTO：VMware NSX疑難排除實務課程



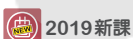


2019新課

NSXTO VMware NSX疑難排除實務課程	
VMware NSX : Troubleshooting and Operations [V6.4]	
時數：35小時   費用：84,400元   點數：25點   教材：VMware原廠電子教材	
適合對象	使用企業網路和VMware Sphere® 6.x的網路專業人員
預備知識	<ul style="list-style-type: none"> <li>了解第2層到第3層網路通訊協定以及交換與路由方法</li> <li>了解第4層到第7層網路服務</li> <li>了解NSXICM：VMware NSX安裝及設定管理課程或網際網路專家專屬VMware NSX速成訓練課程中介紹的概念，或具備同等的網路和vSphere經驗，建議具備VCP6-NV認證</li> </ul>
課程目標	<p>這門為期五天的實作訓練課程為您提供先進的知識、技能和工具，幫助您在VMware NSX®6.4環境中實現操作和故障排除的能力。在本課程中，您將學習各種的操作、管理和故障排除工具。您將能了解各式各樣的技術問題，通過系統化過程識別、分析和解決這些問題。課程結束後，您將能夠達成以下目標：</p> <ol style="list-style-type: none"> <li>1. 建立及套用架構完整的方法和途徑以進行疑難排除</li> <li>2. 解釋對監控、故障排除和操作有用的本機NSX工具、VMware vRealize®Suite工具和合作夥伴工具</li> <li>3. 解釋NSX基礎架構元件之間的通訊</li> <li>4. 識別、分析和解決與NSX管理、控制和資料平面相關的問題</li> <li>5. 識別、分析和解決與NSX邏輯交換、邏輯路由和VMware NSX®Edge™服務相關的問題</li> <li>6. 識別、分析和解決與NSX分佈式防火牆和NSX邊界防火牆相關的網路安全問題</li> </ol>
備註事項	<ol style="list-style-type: none"> <li>1. 此課程可協助您取得下列認證：VMware Certified Advanced Professional 6-Network Virtualization Deployment(VCAP6-NV Deploy)</li> <li>2. 白天班及假日班課程含供餐服務</li> </ol>
後續推薦課程	NSXDD：VMware NSX設計與部署課程



NSXDD VMware NSX設計與部署課程	
VMware NSX : Design and Deploy [V6.2]	
時數：35小時   費用：76,600元   點數：22.5點   教材：VMware原廠電子教材	
適合對象	具備VMware NSX使用經驗以及負責設計或部署虛擬網路架構的網路專業人員
預備知識	<p>參加本課程前必須先對下列課程中所涵蓋的概念與主題有所了解：</p> <p>NSXICM：VMware NSX安裝及設定管理課程或NSXTO：VMware NSX疑難排除實務課程</p> <p>如果您未曾參加這些課程，則需要具備同等經驗。建議通過VCP6-NV以及VCIX6-NV認證</p>
課程目標	<p>這門為期五天的課程能讓您了解一般設計流程與架構，以做好準備領導VMware NSX®設計與部署專案。您將會探究軟體定義的資料中心整體設計中，網路虛擬化設計與部署的考量重點。</p> <p>課程結束後，您將能夠達成以下目標：</p> <ol style="list-style-type: none"> <li>1. 了解及套用設計架構</li> <li>2. 套用設計流程以收集需求、限制、假設及風險</li> <li>3. 分析既有的實體網路與安全性元件、流程及作業</li> <li>4. 設計VMware vSphere®虛擬資料中心以支援VMware NSX需求</li> <li>5. 設計實體網路以支援軟體定義的資料中心中的網路虛擬化</li> <li>6. 設計邏輯網路服務</li> <li>7. 設計邏輯安全服務</li> <li>8. 設計資料中心機架解決方案以支援延展性和高可用性</li> <li>9. 指出提議的解決方案適用的管理、監控和作業工具</li> <li>10. 分析組織的營運就緒度，並執行技能落差分析</li> <li>11. 分析替代設計選項以分散風險</li> </ol>
備註事項	<ol style="list-style-type: none"> <li>1. 此課程可協助您取得下列認證：VMware Certified Design Expert-Network Virtualization(VCDX6-NV)</li> <li>2. 白天班及假日班課程含供餐服務</li> </ol>
後續推薦課程	CND：EC-Council CND網路防禦專家認證課程



2019新課

WODM VMware Workspace ONE部署與管理課程	
VMware Workspace ONE : Deploy and Manage [V9.X]	
時數：35小時   費用：69,900元   點數：20.5點   教材：VMware原廠電子教材	
適合對象	Workspace ONE管理者、有經驗的行動力與身份管理者、解決方案架構師、解決方案工程師、銷售工程師與顧問
課程目標	<p>在五天課程中，將會設定和強化統一端點啟用(unified endpoint activation)、註冊和驗證的安全性，學到如何整合VMware Workspace™ ONE™和業界公認的企業技術，透過上機的實驗、模擬和互動的課程，會學到如何設定和管理端點的生命週期，課程的定位是企業行動力的原則、統一端點和身份管理，能夠用基本的技能和知識有效地實作Workspace ONE。</p> <p>課程結束後，您將能夠達成以下目標：</p> <ol style="list-style-type: none"> <li>1. 識別和說明Workspace ONE的元件和輔助搭配軟體</li> <li>2. 識別Workspace ONE使用的驗證技術</li> <li>3. 安裝、設定和驗證整合的元件</li> <li>4. 解釋Workspace ONE與目錄服務整合</li> <li>5. 建立和解釋環境群組架構</li> <li>6. 展示終端使用者Workspace ONE入口網站設定</li> <li>7. 設定Workspace ONE註冊與啟用</li> <li>8. 佈建和強化應用程式安全性</li> <li>9. 套用單一簽入和多因子驗證</li> <li>10. 整合虛擬桌面基礎架構(VMware Horizon虛擬桌面和應用程式)</li> <li>11. 建立和實作設定(profiles)、驗證原則和以角色為主的存取控制</li> <li>12. 解釋和發出命令</li> <li>13. 管理電子郵件的設定</li> <li>14. 與內容資源和佈建存取的整合</li> <li>15. 解釋和分析報表和稽核</li> <li>16. 套用一般疑難排除技術</li> <li>17. 以Workspace ONE實作統一端點管理(unified endpoint management)</li> </ol>
備註事項	<ol style="list-style-type: none"> <li>1. 此課程可協助您取得下列認證：VMware Certified Professional-Digital Workspace 2018(VCP-DW 2018)</li> <li>2. 白天班及假日班課程含供餐服務</li> </ol>
後續推薦課程	VHICM：VMware Horizon安裝及設定管理課程



AEMBC VMware AirWatch企業行動力-實戰演練		AEMBC
VMware AirWatch Enterprise Mobility : Bootcamp		
時數：28小時   費用：59,500元   點數：17.5點   教材：VMware原廠電子教材		
適合對象	VMware AirWatch管理員、IT人員、銷售工程師、顧問、支援與服務中心人員、解決方案架構設計師、解決方案工程師以及VMware AirWatch安裝人員與實作專家	
課程目標	<p>此Boot Camp為期四天，集結「VMware AirWatch：設定和管理」以及「VMware AirWatch：設定和部署整合式解決方案」兩門課程。這些課程將帶您學習設定和管理VMware AirWatch環境所需的基礎技能，以及認識VMware AirWatch平台的進階操作。您將學習如何啟用容器化應用程式、部署和管理企業電子郵件，以及將VMware AirWatch與您的企業資源整合。</p> <p>課程結束後，您將能夠達成以下目標：</p> <ol style="list-style-type: none"> <li>1. 在您的企業環境中註冊裝置，透過無線設定和更新裝置設定，以及保護各種行動裝置</li> <li>2. 選擇最符合您業務與安全性需求的電子郵件部署策略</li> <li>3. 管理受管裝置上的內部、公共和已購買的應用程式</li> <li>4. 可以隨時隨地安全地存取行動裝置的內容，同時保護敏感內容</li> <li>5. 取得主要平台的深入見解，包含iOS、Android和Windows 10裝置</li> <li>6. 設定和佈建雲端部署</li> <li>7. 學習行動部署的VMware AirWatch最佳做法</li> <li>8. 了解如何從主控台部署和管理VMware AirWatch應用程式</li> <li>9. 透過安裝VMware AirWatch Cloud Connector與企業資源整合</li> <li>10. 透過使用VMware AirWatch® Tunnel™ 和VMware AirWatch Content Gateway，讓容器化應用程式可以安全連接到後端資源</li> <li>11. 透過使用VMware AirWatch® Secure Email Gateway™部署和管理企業電子郵件</li> </ol>	
備註事項	<ol style="list-style-type: none"> <li>1. 此課程可協助您取得下列資格鑑定：VMware AirWatch Associate Accreditation : Enterprise Mobility、VMware AirWatch Professional Accreditation : Enterprise Mobility</li> <li>2. 白天班及假日班課程含供餐服務</li> </ol>	
後續推薦課程	AEMIDP：VMware AirWatch企業行動力-安裝及部署內部部署解決方案	

AEMIDP VMware AirWatch企業行動力-安裝及部署內部部署解決方案		AEMIDP
VMware AirWatch Enterprise Mobility : Install and Deploy On-Premise Solutions		
時數：7小時   費用：18,900元   點數：5點   教材：VMware原廠電子教材		
適合對象	VMware AirWatch管理員、IT人員、銷售工程師、顧問、支援與服務中心人員、解決方案架構設計師、解決方案工程師以及VMware AirWatch安裝人員與實作專家	
預備知識	AirWatch Technical Post-Sales Cloud Professional accreditation is required	
課程目標	<p>這門課程為期一天，旨在為您提供安裝、設定與升級內部部署VMware AirWatch伺服器所需的技能。您將可存取實驗室實作並學習升級選項和策略，以及如何對常見的安裝與升級問題進行疑難排解。課程中將會探討進階的安裝技術，包括高可用性與備援機制的運用。</p> <p>課程結束後，您將能夠達成以下目標：</p> <ol style="list-style-type: none"> <li>1. 認識重要的安裝與升級先決條件</li> <li>2. 學習安裝、設定及升級內部部署VMware AirWatch伺服器</li> <li>3. 探討使用進階安裝技術的優點，包括使用高可用性以及透過多伺服器設定啟用備援機制</li> <li>4. 查看和推薦適合的升級選項與策略</li> <li>5. 對常見的安裝與升級問題進行疑難排解</li> </ol>	
備註事項	<ol style="list-style-type: none"> <li>1. 此課程可協助您取得下列資格鑑定：VMware AirWatch Expert Accreditation : Enterprise Mobility</li> <li>2. 白天班及假日班課程含供餐服務</li> </ol>	
後續推薦課程	CND：EC-Council CND網路防禦專家認證課程	

 2019新課

VMWS VMware vSphere及VMware Workstation實戰演練		VMWS
VMware vSphere and VMware Workstation Workshop		
時數：14小時   費用：20,000元   點數：5.5點   教材：恆逸專用教材		
適合對象	<ol style="list-style-type: none"> <li>1. 建議已參加過WhatsNew：VMware vSphere新增功能課程</li> <li>2. 建議已參加過ICM：VMware vSphere安裝及設定管理課程[V6.7]</li> <li>3. Windows或Linux管理員，需要轉到虛擬化環境者</li> <li>4. 需要評估虛擬化環境者</li> </ol>	
課程目標	<p>本課程為實戰演練，一步一步帶您建立VMware vSphere的正式環境，以及VMware Workstation搭建的LAB或是POC環境，課程將無中生有，從最基本的元件開始安裝，到CPU、Memory資源的分配及管理，網路連線的規劃及實測，Storage的建立及調整。</p> <p>無論是LAB或POC的簡易環境，或是正式生產環境的VMware虛擬化環境，將在這個兩天的實作課程中帶您親手建立，上完兩天的課程後，您可以建立自己的LAB測試環境，POC的環境及正式的虛擬化環境。</p>	
備註事項	參加本課程之後，不具備報考VCP6-DCV資格	
後續推薦課程	ICM：VMware vSphere安裝及設定管理課程	