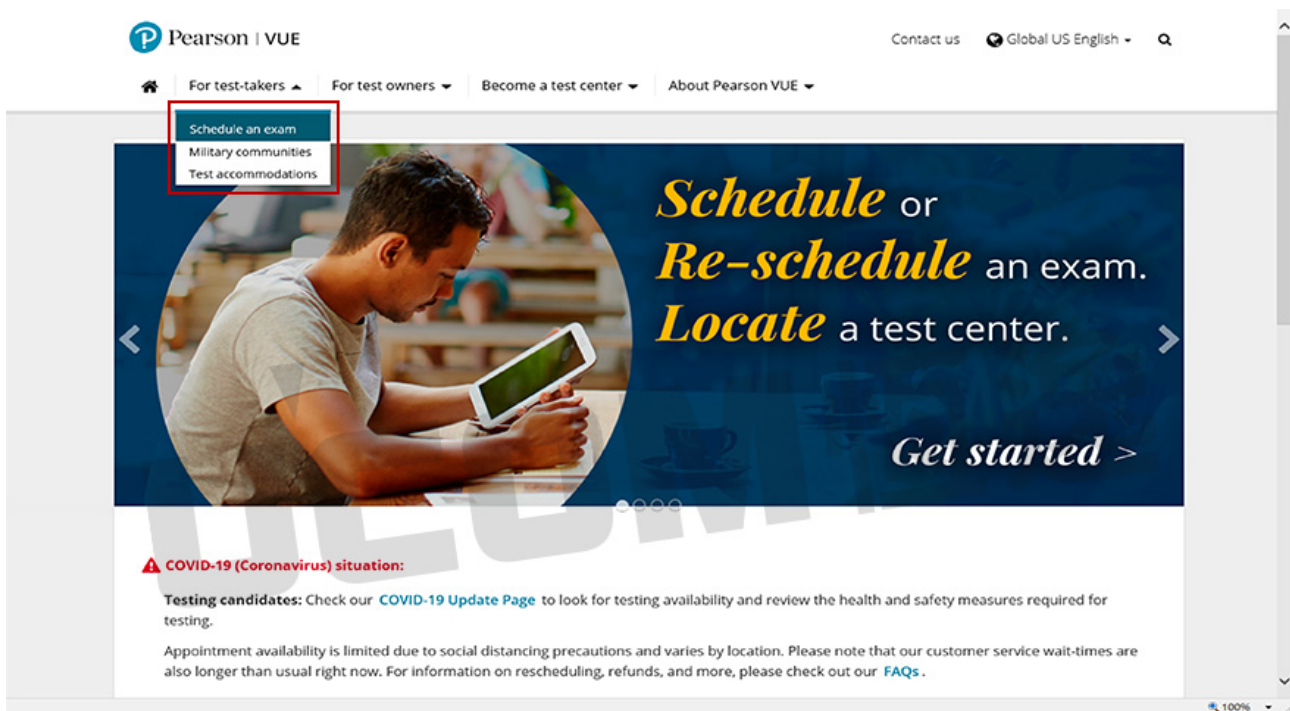


VUE-CISCO 考試報名流程教學

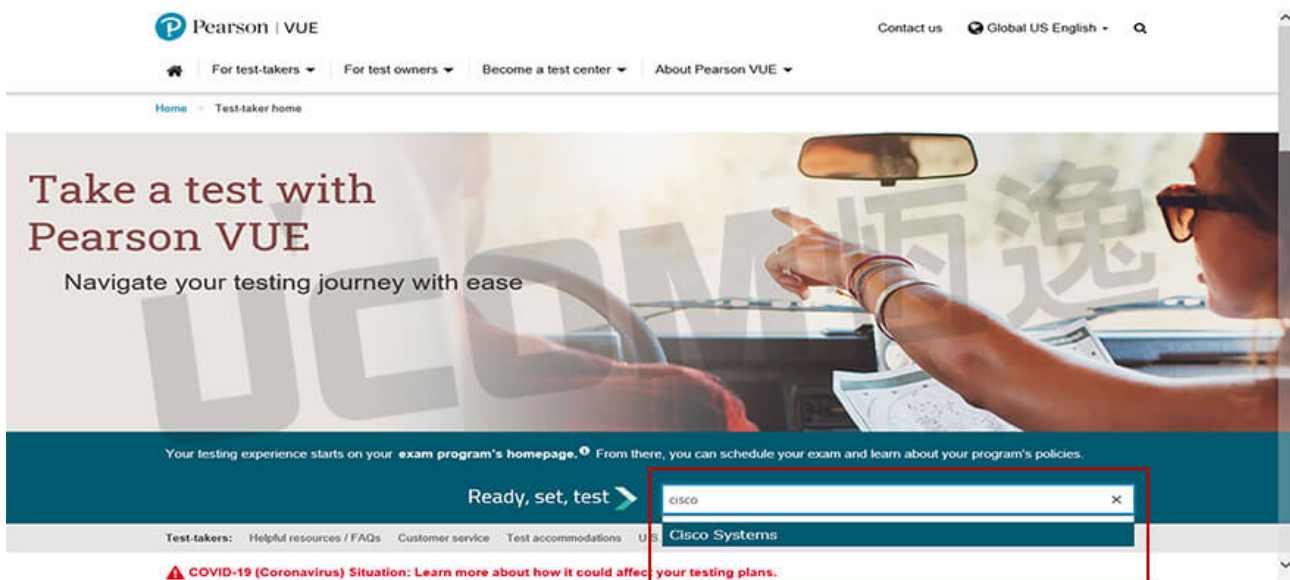
註冊帳號(帳號建立)

Step01:請至 Pearson VUE 網站(<https://www.vue.com>)點選

「For test takers→Schedule an exam」。

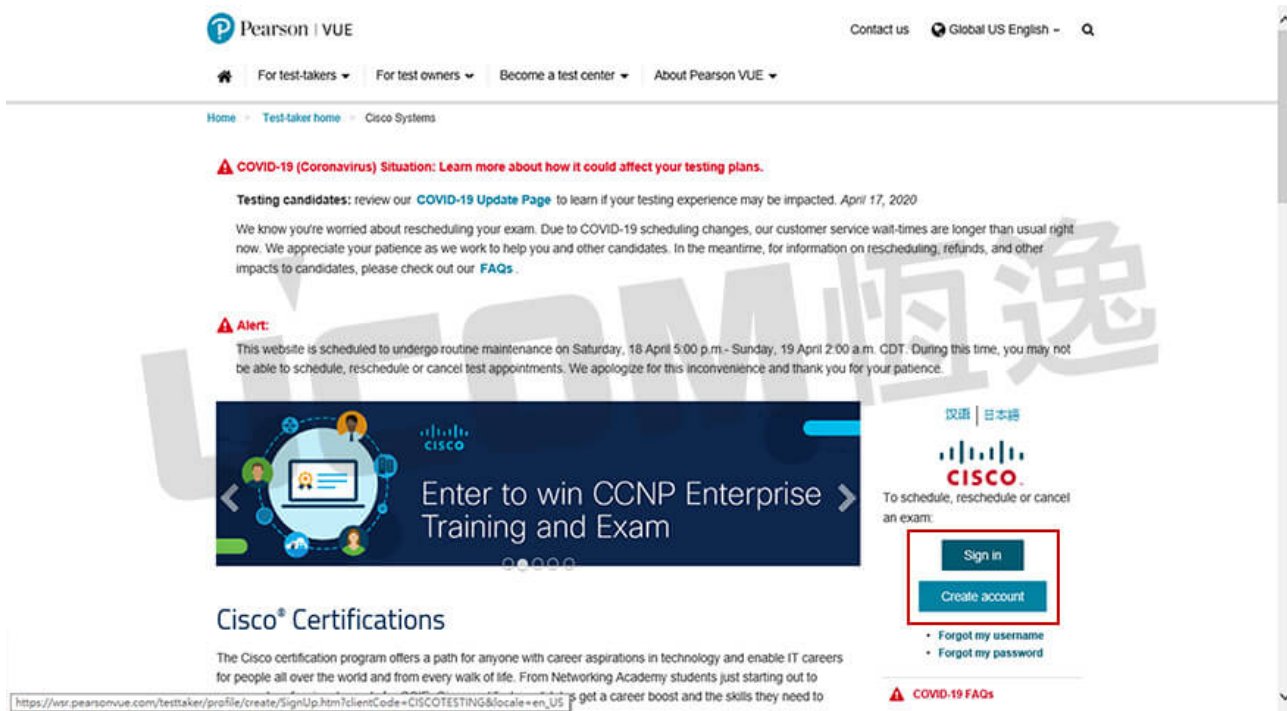


Step02:輸入您要參加的考試原廠名稱，輸入時會有選單可供選擇。

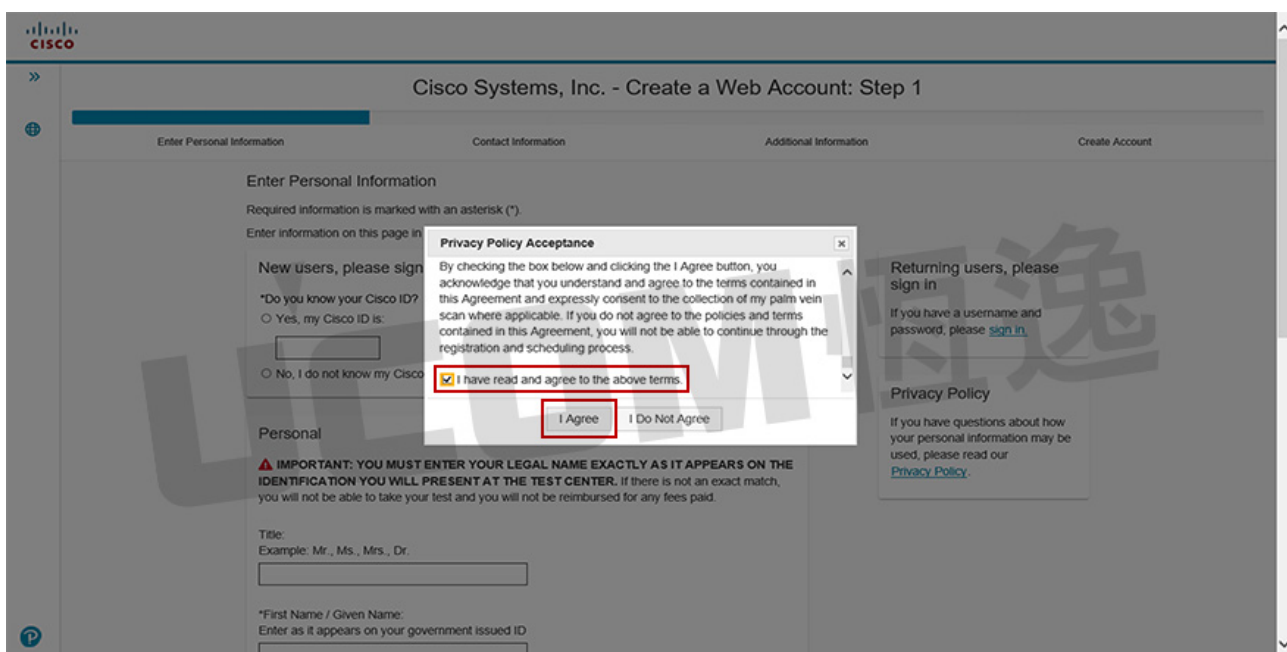


Step03:若您是第一次參加考試，請點選「Create account」建立帳號。

若您已在 Pearson VUE 有參加過該原廠的系列考試，請點選「Sign in」，相關報名方式可由 Step10 繼續報名考試。



Step04:請詳細閱讀網站使用規定，確定所有規定都可以遵守，請先在打勾後，再選擇「I Agree」。



Step05:請輸入您的個人資料，若您之前有參加過該原廠的考試且已取得該原廠授權 ID，請選擇「Yes」及輸入 ID。

若是第一次參加考試請選擇「No」。請留意，這些資料將應用在您的考試報名、相關通知及通過考試後的證照上，請務必使用正確資料，依考試中心規定，考試報到時會進行身分證驗證，必須出示註冊相同的英文名字證件(護照)，若無法出示則無法進行考試，輸入完「Next」。

Cisco Systems, Inc. - Create a Web Account: Step 1

Enter Personal Information | Contact Information | Additional Information | Create Account

Enter Personal Information

Required information is marked with an asterisk (*).
Enter information on this page in the Roman alphabet. (Alphanumeric)

New users, please sign up for a web account

*Do you know your Cisco ID?

Yes, my Cisco ID is:

No, I do not know my Cisco ID.

Returning users, please sign in
If you have a username and password, please [sign in](#).

Privacy Policy
If you have questions about how your personal information may be used, please read our [Privacy Policy](#).

Personal

IMPORTANT: YOU MUST ENTER YOUR LEGAL NAME EXACTLY AS IT APPEARS ON THE IDENTIFICATION YOU WILL PRESENT AT THE TEST CENTER. If there is not an exact match, you will not be able to take your test and you will not be reimbursed for any fees paid.

Title:
Example: Mr., Ms., Mrs., Dr.

*First Name / Given Name:
Enter as it appears on your government issued ID

Middle Names:

*Last Name / Surname / Family Name:
Enter as it appears on your government issued ID

*First Name / Given Name:
Enter as it appears on your government issued ID

Middle Names:

*Last Name / Surname / Family Name:
Enter as it appears on your government issued ID

Suffix:
Example: Jr., Sr., II, III, IV

Email

Most email correspondence is sent immediately, but some may take up to 24 hours. If you do not receive an email, please check your spam or bulk email folder. [We never sell email addresses.](#)

*Email:

*Confirm Email:

I want to receive Pearson VUE marketing emails.

Terms | Privacy | Contact
Copyright © 1996-2020 Pearson Education, Inc. or its affiliate(s). All rights reserved.



Step06: 請繼續輸入您的個人資料，輸入完畢請按「Next」。

Cisco Systems, Inc. - Create a Web Account: Step 2

Enter Personal Information | Contact Information | Additional Information | Create Account

Enter Contact Information

Required information is marked with an asterisk (*).
Enter information on this page in the Roman alphabet. (Alphanumeric)

Address and Telephone

Address Type:
Select one

*Country/Region of Residence:
Select one...

Company:
[Text Field]

*Address 1:
[Text Field]

Address 2:
[Text Field]

Address 3:
[Text Field]

*City:
[Text Field]

You have the option of adding Secondary Contact Information. [Add Secondary Contact](#)

Communication Preferences

Correspondence Language:
Select one

[Previous](#) [Next](#)

[Terms](#) [Privacy](#) [Contact](#)

Copyright © 1996-2020 Pearson Education, Inc. or its affiliate(s). All rights reserved.

Step07: 請繼續輸入個人相關資訊，輸入完畢後請按「Next」。

Enter Personal Information | Contact Information | Additional Information | Create Account

Enter Additional Information

The following information is being collected on behalf of Cisco Systems, Inc.
Required information is marked with an asterisk (*).
Enter information on this page in the Roman alphabet. (Alphanumeric)

What is the company name of your employer?
[Text Field]

Do you work for a Cisco Partner or Reseller?
 Yes
 No

Are you a Cisco employee?
 Yes
 No

If employee, what is your Employee number?
[Text Field]

What is your Networking Academy ID?
[Text Field]

What is your Networking Academy Username?
[Text Field]

[Previous](#) [Next](#)

Step08:請自行設定自己的帳號，輸入完畢後請按「Check Availability」檢查可用性，
檢查完成後請設定密碼，並且再確認一次密碼輸入無誤及設定安全問題，完
成後請按「Finish」。

Cisco Systems, Inc. - Create a Web Account: Step 4

Enter Personal Information Contact Information Additional Information Create Account

Create Account
All fields are required.
Enter information on this page in the Roman alphabet. (Alphanumeric)

Username
Your username must contain 6 or more characters.

Username:

Password
Your password must contain:
• 8 or more characters
• a combination of uppercase and lowercase letters
• numbers (0-9) or symbols (#, \$, %, etc.)
Your password cannot include your username.

Password:

Password Strength:

Security Questions
Your security answers cannot contain your username or password.

Question:

Answer:

Question:

Answer:

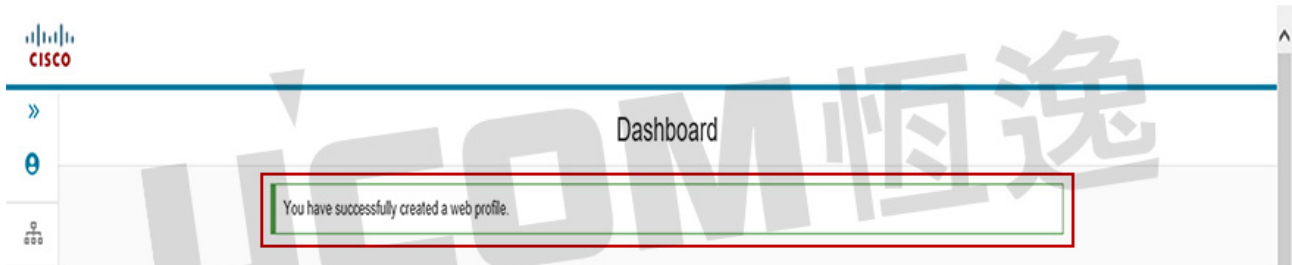
Question:

Answer:

Terms Privacy Contact
Copyright © 1996-2020 Pearson Education, Inc. or its affiliate(s). All rights reserved.

Step09:完成資料註冊後，約一個工作天 VUE 會進行資料審核，審核完畢後會以 Email 方式通知 Username&Password。

- 若未收到通知請直接與 PearsomVUE 中心:0800-666-022 (星期一至五 09:00~18:00)。

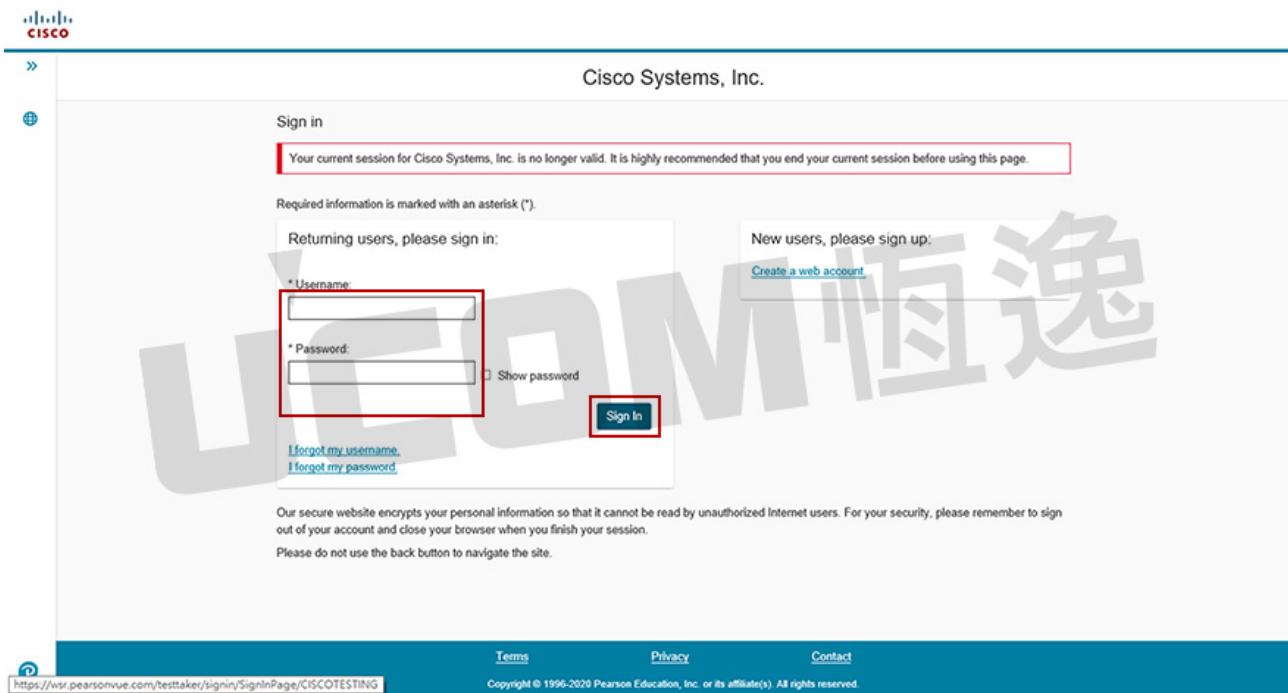


考試報名

Step10:請在考試報名登入頁面(www.vue.com/cisco)選擇「Sign in」。



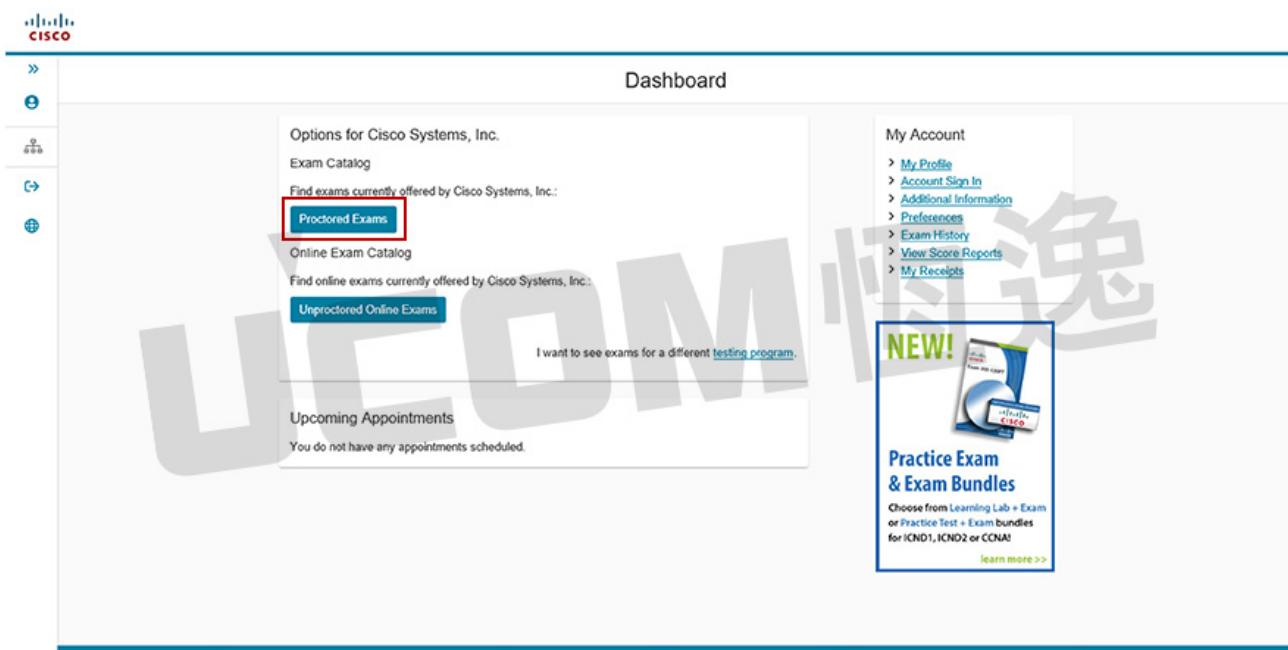
Step11:請輸入您的帳號及密碼登入，輸入完畢後請按「Sign in」。



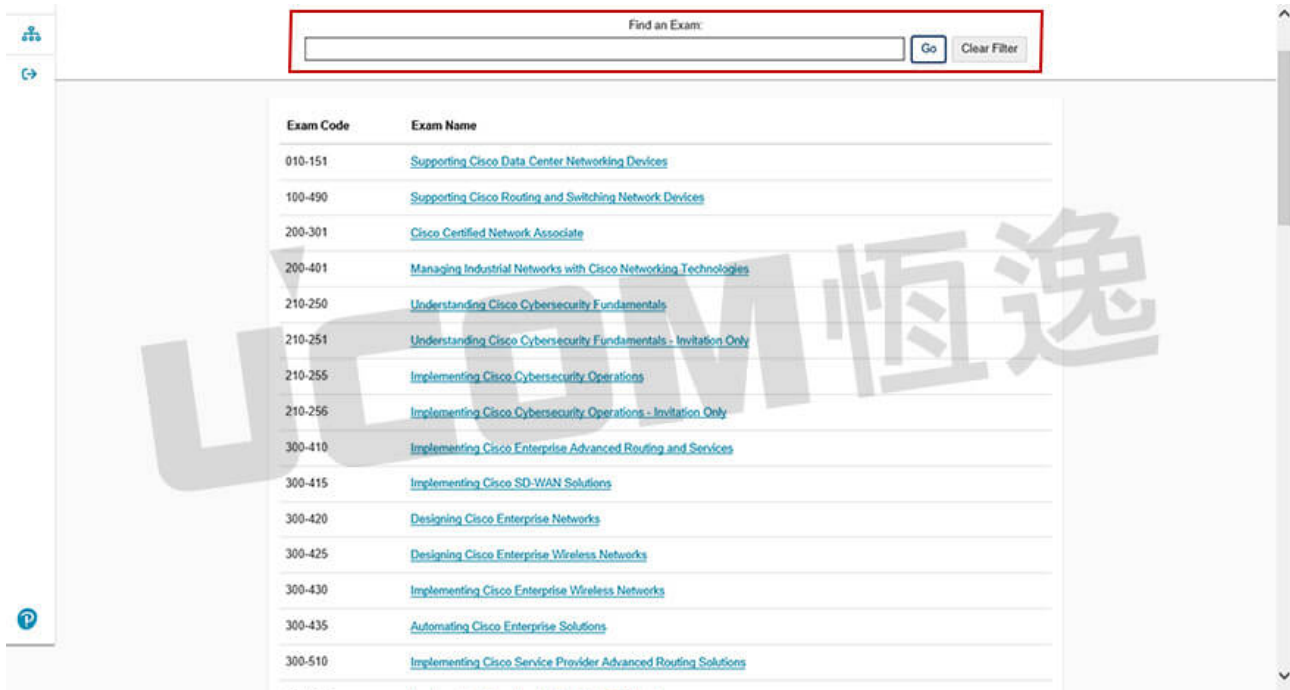
Step12:請選擇考試方式。若您要至恆逸考試中心進行考試，請選擇「Proctored Exams」。

如您需透過恆逸開立統一編號發票或持恆逸考試抵用券代報名考試者請參考

「Step25」。



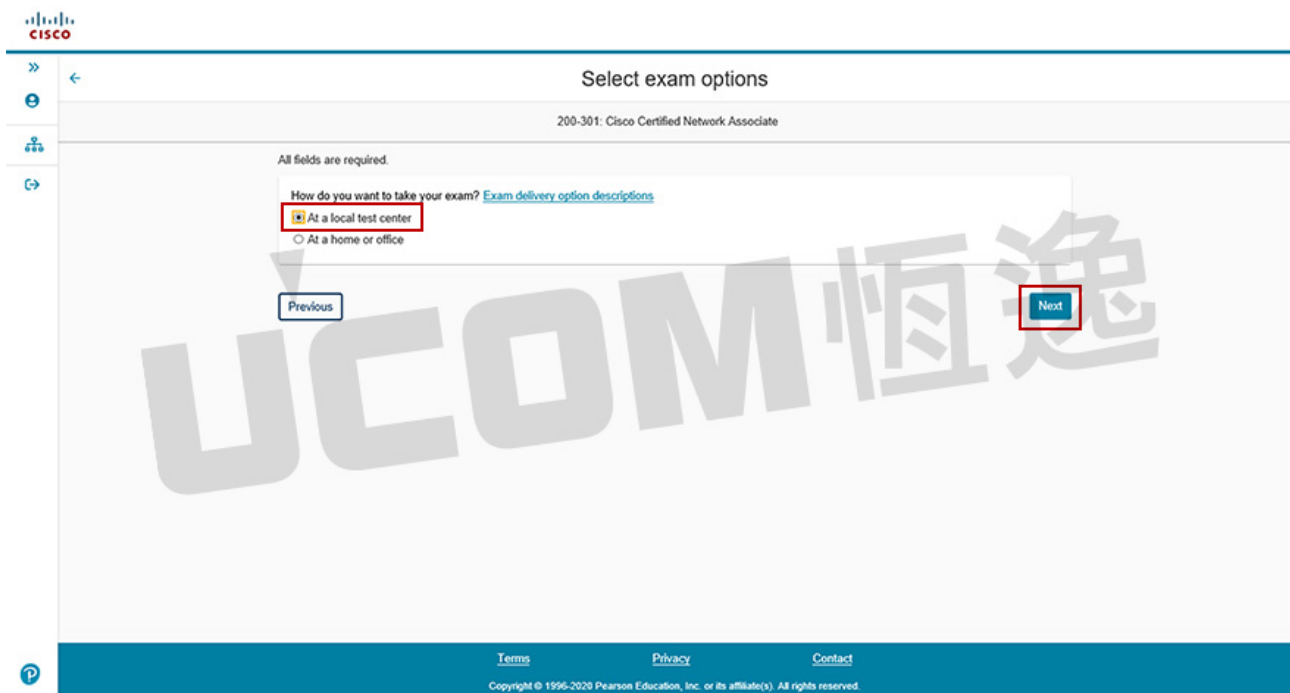
Step13: 請選擇要參加的考試科目。



Exam Code	Exam Name
010-151	Supporting Cisco Data Center Networking Devices
100-490	Supporting Cisco Routing and Switching Network Devices
200-301	Cisco Certified Network Associate
200-401	Managing Industrial Networks with Cisco Networking Technologies
210-250	Understanding Cisco Cybersecurity Fundamentals
210-251	Understanding Cisco Cybersecurity Fundamentals - Invitation Only
210-255	Implementing Cisco Cybersecurity Operations
210-256	Implementing Cisco Cybersecurity Operations - Invitation Only
300-410	Implementing Cisco Enterprise Advanced Routing and Services
300-415	Implementing Cisco SD-WAN Solutions
300-420	Designing Cisco Enterprise Networks
300-425	Designing Cisco Enterprise Wireless Networks
300-430	Implementing Cisco Enterprise Wireless Networks
300-435	Automating Cisco Enterprise Solutions
300-510	Implementing Cisco Service Provider Advanced Routing Solutions

Step14: 請選擇考試方式。若您要至恆逸考試中心進行考試，請選擇

「At a local test center」，完成後請按「Next」。



Select exam options

200-301: Cisco Certified Network Associate

All fields are required.

How do you want to take your exam? [Exam delivery option descriptions](#)

At a local test center

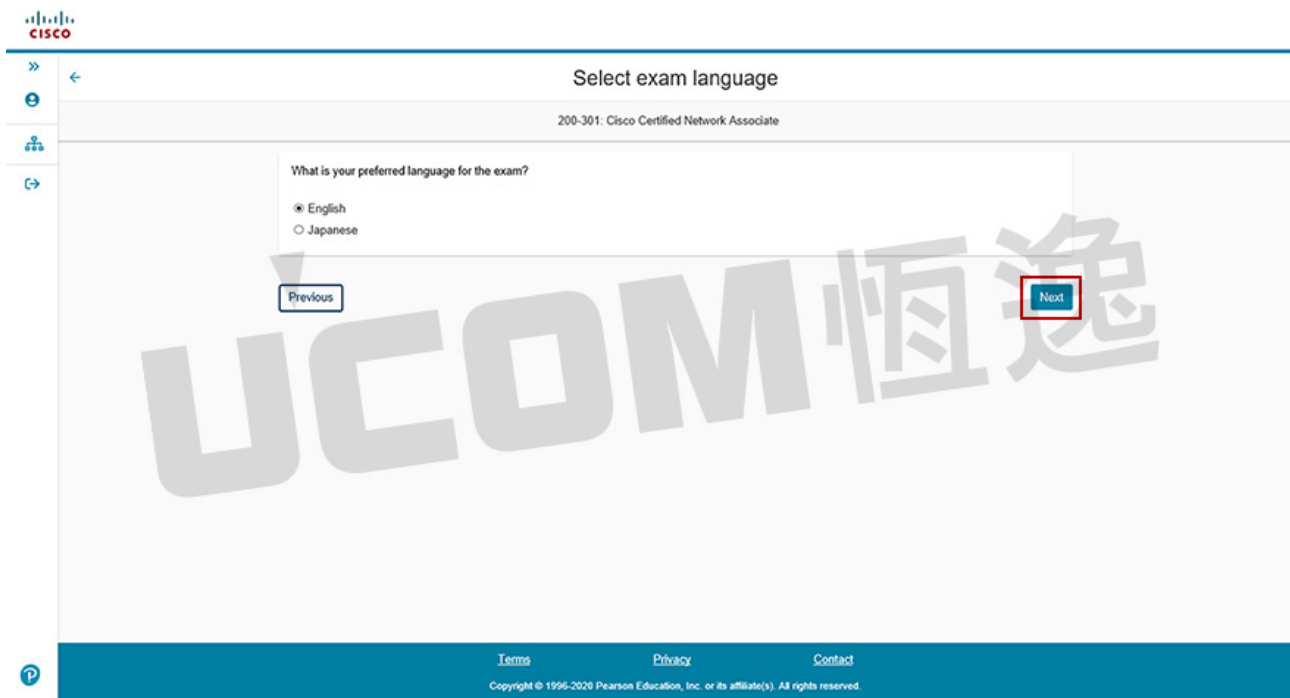
At a home or office

Previous Next

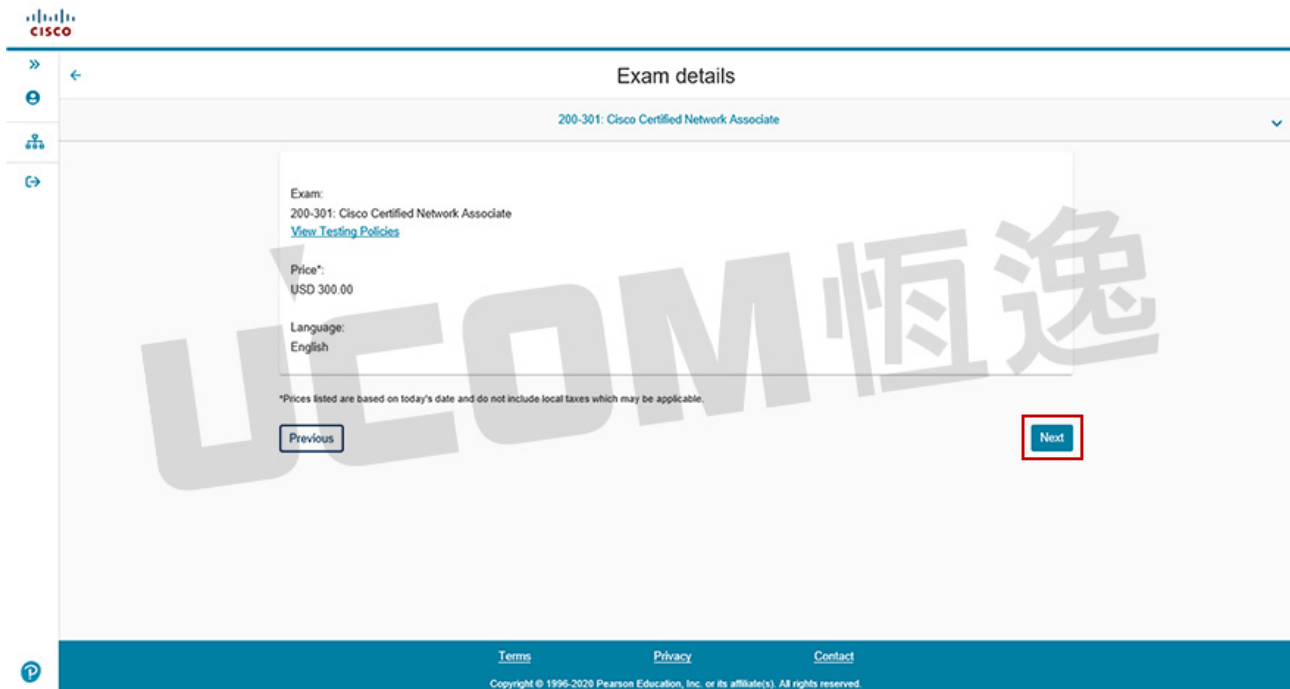
Terms Privacy Contact

Copyright © 1996-2020 Pearson Education, Inc. or its affiliate(s). All rights reserved.

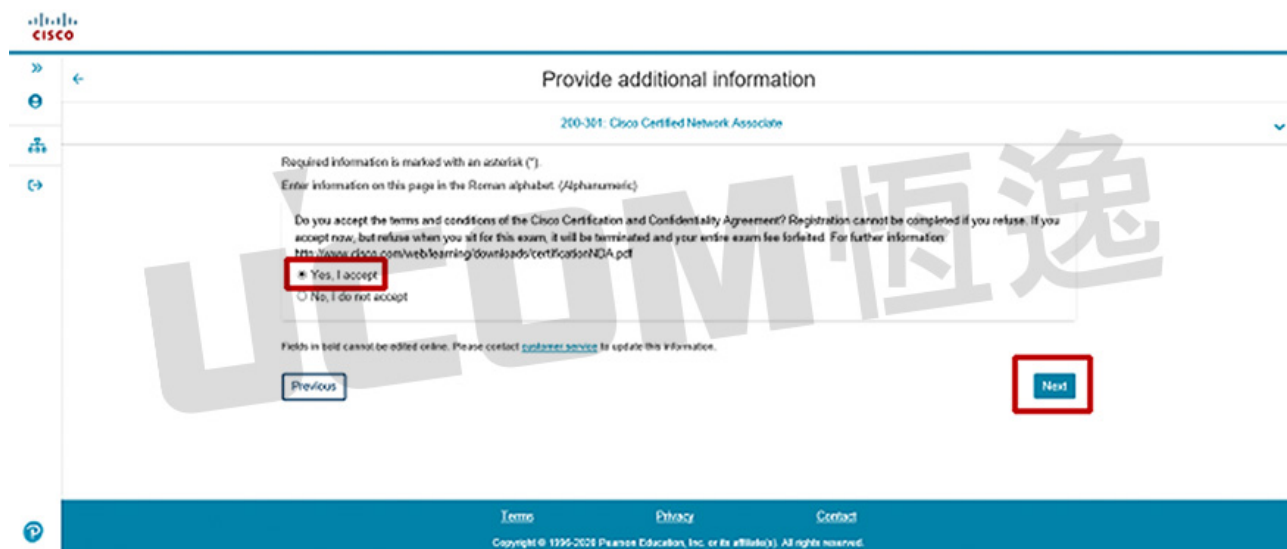
Step15:請選擇考試試題的語言，選擇完畢請按「Next」。



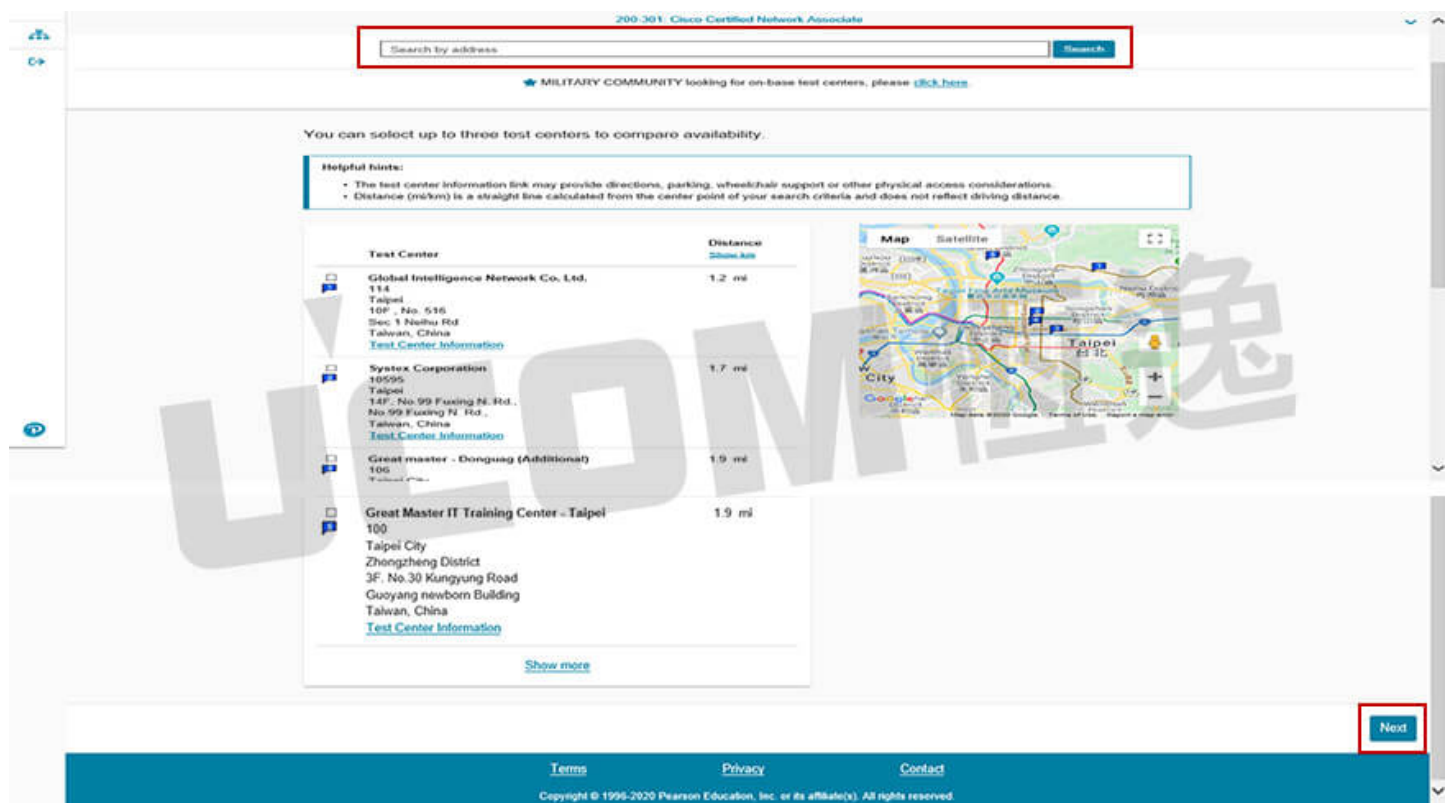
Step16:請再次確認確認考試科目、費用及試題語言，確認無誤後請按下「Next」。



Step17:請確認考試相關規定，如確認皆可遵守請點選「Yes, I accept」，按下「Next」後可進行考場選擇。



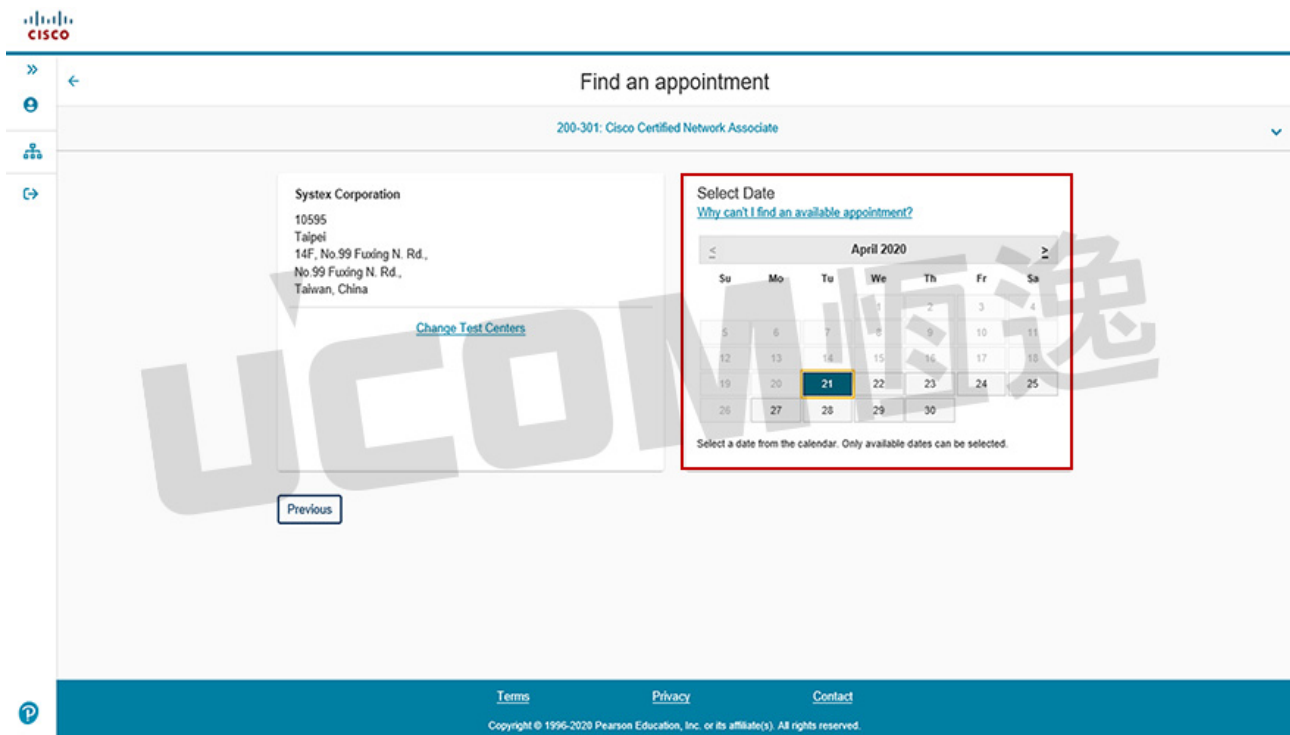
Step18:選擇您要參加考試的考場，選擇好後請按下「Next」。



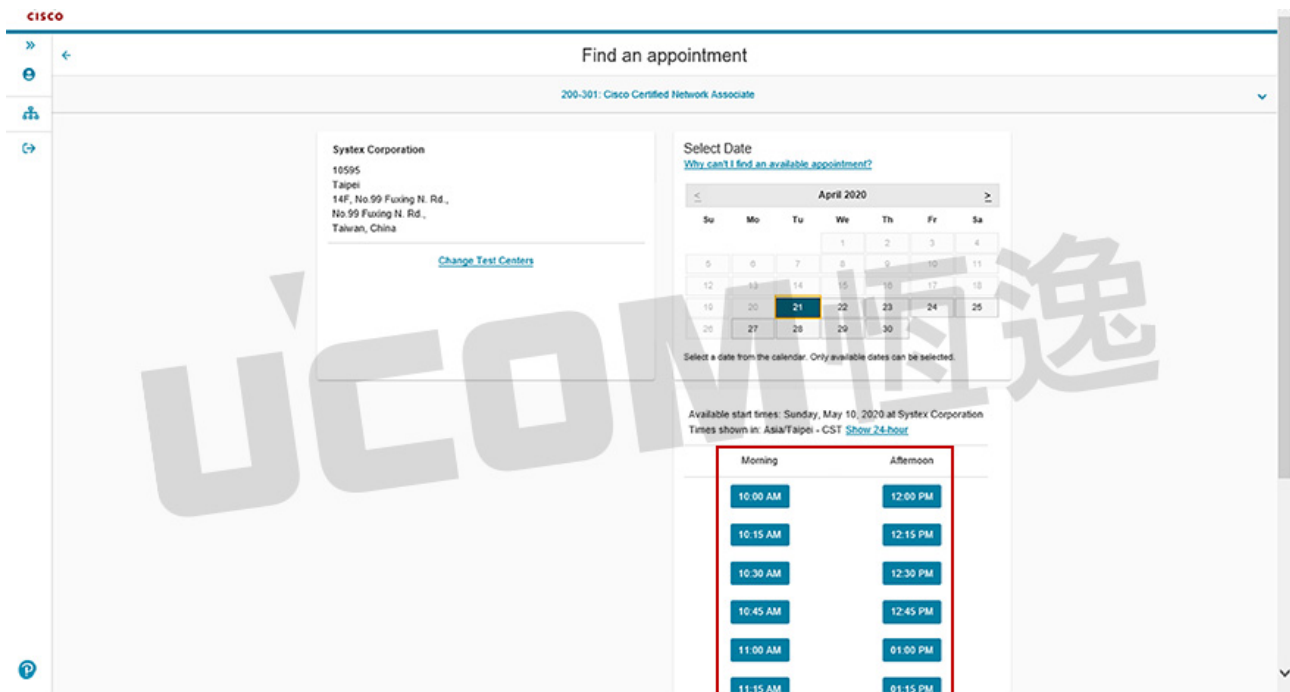
【恆逸各點分點代號】

- 台北 System Corporation，快速搜尋:Fuxing N Rd,Taipei
- 新竹 System-SHC，快速搜尋 Guangfu Road,Hsinchu
- 台中 System-STC，快速搜尋 Taichung,Taiwan
- 高雄 System-SKH，快速搜尋 806,Kaohsiung,Taiwan

Step19:點選您要參加考試的日期，若日期無法選擇則代表該日考場座位已滿。



Step20:請選您的考試開始時間。若無可選擇的時間則代表該時段考場座位已滿。



Step21:請再次確認考試資訊，確認無誤請按下「Proceed to Checkout」。

- 請留意您所提供的證件(護照)必須與您註冊時的英文名字完全一致
- 依考試中心規定，考試報到時會進行身分證驗證，必須出示註冊相同的英文名字證件(護照)，若無法出示則無法進行考試，如需變更英文名字請於考試日前與 VUE 客服中心聯繫(0800-666-022)。

The screenshot shows a 'Cart' page for a Cisco exam. The main content is a table with columns for 'Description', 'Details', 'Price', and 'Actions'. The exam details include: Exam: 200-301: Cisco Certified Network Associate; Appointment: Sunday, May 10, 2020; Start Time: 10:00 AM CST; Language: English; Exam Length: 140 minutes; Accommodations: None; Location: System Corporation, 10595 Taipei, 14F, No 99 Fuxing N. Rd., No 99 Fuxing N. Rd., Taiwan, China. Below the table is a 'Confirm contact information' section with a warning message: 'Your name must exactly match the identification (ID) that is presented at time of testing or you will not be able to take your exam.' The name field contains 'YU XUN CHENG' and is highlighted with a red box. There are 'Edit' buttons for the name, telephone, and correspondence language. A 'Total Due' section shows a subtotal of 300.00 and an estimated total due of USD 300.00. At the bottom right, a 'Proceed to Checkout' button is highlighted with a red box.

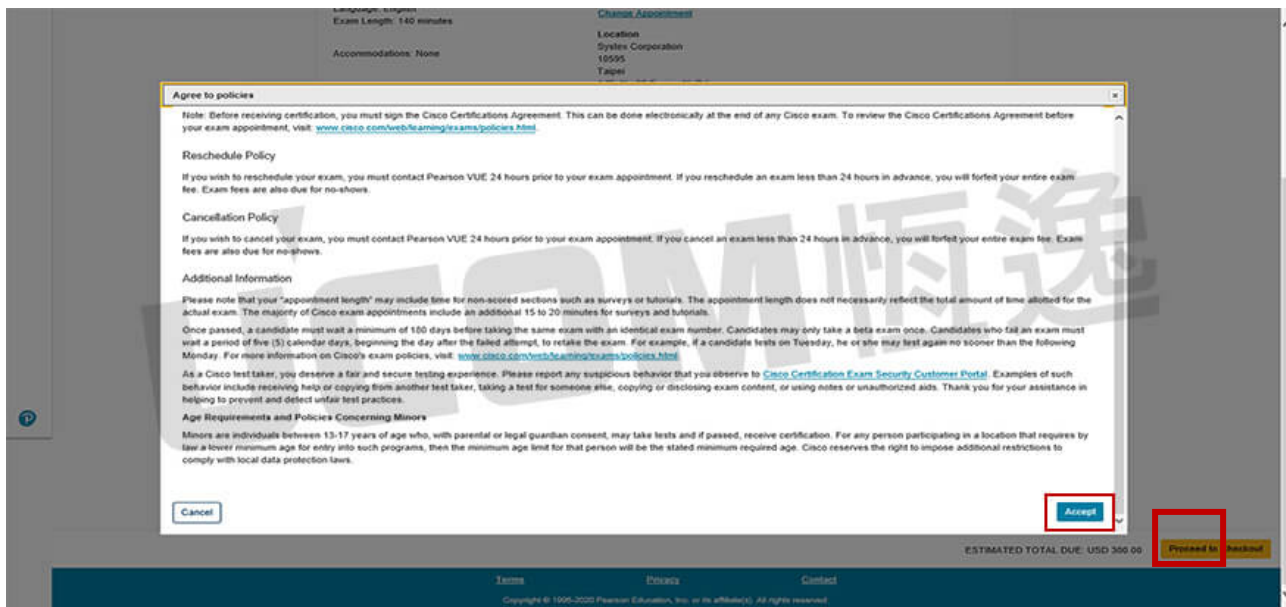
Description	Details	Price	Actions
Exam 200-301: Cisco Certified Network Associate Language: English Exam Length: 140 minutes Accommodations: None	Appointment Sunday, May 10, 2020 Start Time: 10:00 AM CST Change Appointment Location System Corporation 10595 Taipei 14F, No 99 Fuxing N. Rd., No 99 Fuxing N. Rd., Taiwan, China Change Test Center	300.00	Remove

Confirm contact information
⚠ Your name must exactly match the identification (ID) that is presented at time of testing or you will not be able to take your exam.
Name: YU XUN CHENG
Telephone: +886 926399729
Correspondence Language: English

Total Due
Subtotal: 300.00
Estimated Tax: 0.00
ESTIMATED TOTAL DUE: USD 300.00

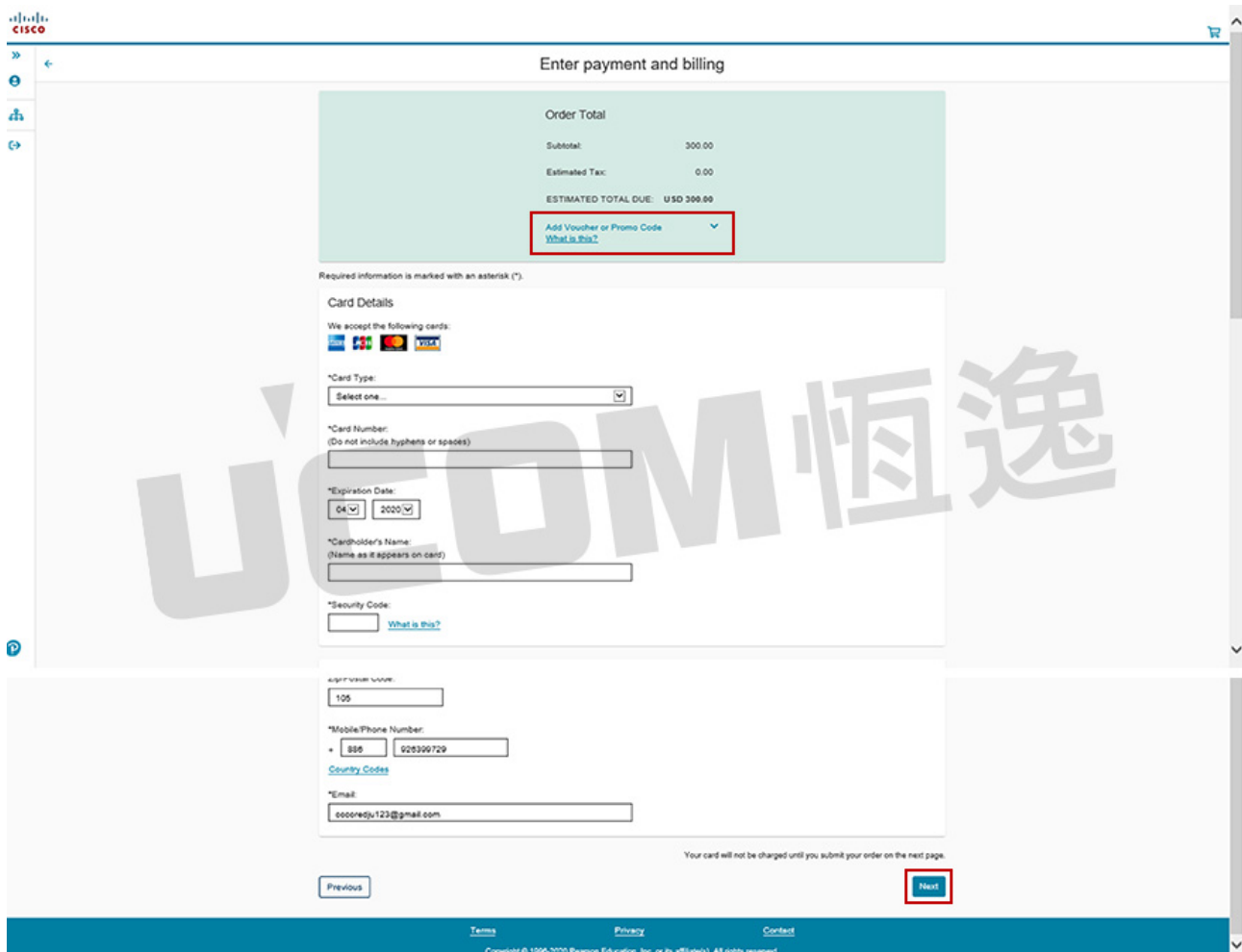
ESTIMATED TOTAL DUE: USD 300.00 [Proceed to Checkout](#)

Step22:請詳讀考試相關規定，如確認皆可遵守請點選「Accept」，可進行付款階段。



Step23:請選擇付款方式及輸入付款資訊，輸入完畢後請按「Next」。

- 如您持有考試抵用券，請先選擇「Add Voucher or Promo Code」輸入考試券號



Step24: 考試報名完成

Description	Details	Order Information	Price
Exam 200-301: Cisco Certified Network Associate Language: English Exam Length: 140 minutes Accommodations: None	Appointment Tuesday, June 30, 2020 Start Time: 12:00 CST Location Systex Corporation Test Center Information	Order Number/invoice 0053-8956-2346 Registration ID 373996989 Status Scheduled	300.00

Exams for	Order Total
Name: YOUNG YANG	Subtotal: 300.00
Oracle Testing ID: OC0819497	Tax: 0.00
	Voucher: -300.00 All Exams
	TOTAL PAID: USD 0.00

查詢 Client ID

Step25: 請點選畫面左上 >>，即會出現您的 Client ID。

Description	Details	Actions
You currently do not have any items in your order.		

YOUNG YANG Cisco ID: CSC011261233	Cart
Dashboard	Return to Dashboard
Sign out	

Description	Details	Actions
You currently do not have any items in your order.		

提醒您,

- 透過恆逸安排考試須提供此 Client ID，部分原廠此 ID 在註冊完成後部會立即顯示。
若您的 Client ID 在註冊完成後三個工作天仍顯示 ID Pending，請與 VUE 客服中心聯繫(0800-666-022)。
- 恆逸考試中心僅提供考試場地服務，若有考試註冊、考試報名及證照寄送等相關問題，請與 VUE 客服中心聯繫(0800-666-022)